



2023

Collections

ARCOROC

**DINNERWARE
FLATWARE
TO GO**
Collections



DRINKWARE
Collections





ARCOROC

DRINKWARE **2023**
Collections





SUMMARY

• ABSOLUTY new	16
• ALAMEDA	23
• AMÉLIA	13
• AMSTERDAM	19
• ◦ ARC	38
• ARCADIE	23
• ARPÈGE	20
• ARPÈGE COLOR	21
• À VIN	37
• BARIL	19
• BE BOP	22
• BOCK 25	33
• BOURBON STREET	20
• BRIO	28
• BRITANNIA	33
• BRIXTON	20
• BROADWAY	20-28
• CABERNET ABONDANT	9
• CABERNET BALLON	8
• CABERNET SUPRÊME	9
• CABERNET TULIPE	9
• CABERNET VINS JEUNES	9-32
• CAMPUS	25
• CAN	22
• CARRÉ	37
• CERVOISE	32
• CHAMPAGNE & COCKTAIL	28
• CHIQUITO	24
• COCKTAIL	28
• COLOR STUDIO	21
• CONIQUE	23
• DAMIER	39
• DECANTA	36
• DÉGUSTATION	34
• DISTINCTION new	7
• DOMAINE	12
• ÉLÉGANCE	14-19
• ÉLISA	12-24
• EMPILABLE	39
• ESKALE	23
• ÉVIDENCE new	10
• EXALTATION	6
• EXPLORE	36
• FINE CHAMPAGNE	34
• FLUID	37

• FLUID COLORS.....	38	• SAVOIE	14
• FORUM	25	• SENSATION EXALT.....	10
◦ FUNAMBULE	38	• SÉQUENCE	8-32
• GIN	35	◦ SHAKER	30
• GRANITY	25	• SHETLAND	18
• HAWORTH	33	• SIDRA	24
• HOT SHOT	35	• SILHOUETTE new	14
• HURRICANE	29	• SKULL	30
• IRISH COFFEE	35	• SPIRALE	26
• ISLANDE	17	• SPIRITS	34
• KYOTO	30	• SPRING new	39
• LIMA	16	• STACK'UP.....	27
• LINÉAL	13	• STACKY.....	27
• LINZ	32	• STOCKHOLM	19
• LOG.....	26	• SUBLYM.....	8-32
• LOG BRUSH	22	• SYMÉTRIE new	10
• LOUISIANE	20	◦ TIVOLI.....	39
• MACARON	6-18-36	• TUBO	24
• MACARON FASCINATION	6	• TULIP	33
• MAGNIFIQUE	12	• ULTIMATE.....	33
• MALÉA	17	• VIGNE	16
• MARGARITA	29	• VIGNE	35
• MARTIGUES	30	• VILLENEUVE	7-28
• MINÉRAL	12	• VINA	15-19-36
• MONTI	29	• VIN AU VERRE	11
• NEW YORK	26	• VITICOLE	15
• NONIC	33	• V. JULIETTE	12-19
• NORMANDIE	13	• WEST LOOP.....	21-29-35
• NORVÈGE.....	26	• WILLI BECHER	33
• OLD SQUARE	20		
• OPENING	36		
• OPEN'UP	6-18-32-36		
• OPEN'UP SPIRIT	34-35		
• OUTDOOR PERFECT	27-31-38		
• PARROT.....	30		
• PINTA	24		
• PRIMARY	19		
• PRIMARY COLOR new	21		
• PRIMARY HANDCRAFT.....	21		
• PRINCESA	13-24		
• PRYSM	24		
• QUADRO	38		
• REIMS	29		
• REVEAL'UP	7-32		
• SALTO.....	18		
• SALTO ICE BLUE	22		

HB: High Ball.
 OF: Old Fashioned.
 Ø M: Maximum diameter.
 Ø W/O handle: Diameter without handle.
 H: Height.
 W: Weight.

NEW

2023 News

◦ Sold under **Luminarc**

Photos are not binding.

The article designations are commercial designations where the size is indicative.

PACKAGING

F → Closed box. Self-closing or semi-self-closing base.

FF → Closed box with window.

R → Shrink-wrap set.

A → Regular slotted carton used as primary packaging.

B → Types of secondary packaging Master carton.

Example :

F6/B4 = 24 - Primary packaging : F

Master carton : B

Number of pieces inside the primary packaging : 6

Number of primary packs in Master carton : 4



CHAMPAGNE







CHAMPAGNE

La Cave de
Jean



Expert Stemglasses

Classification of our Chef&Sommelier expert stemglasses according to the type of wine.

	SPARKLING WINE	YOUNG WINE	BIO WINE	MATURE WINE	FULL-BODIED WINE
Exaltation 	X				
Open'Up 		X			
Macaron 			X		
Macaron Fascination 				X	
Villeneuve 					X
Reveal'Up 	X Reveal'up Soft	X Reveal'up Soft		X Reveal'up Soft	X Reveal'up Intense

Exaltation

C&S KRYSTA

SHEER RIM / EFFERVESCENCE PLUS



35 cl
Ø M = 82 mm
H = 235 mm
W = 155 g

Q0818

F6/B4=24



30 cl
Ø M = 78 mm
H = 211 mm
W = 150 g

Q1151

F6/B4=24

Q9945

F2/B4=8

Macaron

C&S KRYSTA

SHEER RIM / * EFFERVESCENCE PLUS



≈19 cl
Ø M = 105 mm
H = 235 mm
W = 195 g

L9414

F6/B2=12



≈15 cl
Ø M = 100 mm
H = 215 mm
W = 167 g

L9412

F6/B4=24



≈12,5 cl
Ø M = 94 mm
H = 200 mm
W = 135 g

L9267

F6/B4=24



≈12,5 cl
Ø M = 83 mm
H = 197 mm
W = 130 g

L9348

F6/B4=24



40 cl HB
Ø M = 87 mm
H = 103 mm
W = 138 g

N0834

F6/B4=24

Collection that has also a DECANTER, (P.36).

Macaron Fascination

C&S KRYSTA

SHEER RIM / * EFFERVESCENCE PLUS



60 cl
Ø M = 108 mm
H = 228 mm
W = 168 g

N6385

F6/B4=24



50 cl
Ø M = 103 mm
H = 215 mm
W = 154 g

N6383

F6/B4=24



40 cl
Ø M = 95 mm
H = 200 mm
W = 133 g

N6380

F6/B4=24



30 cl
Ø M = 95 mm
H = 191 mm
W = 131 g

N6386

F6/B4=24



40 cl HB
Ø M = 87 mm
H = 103 mm
W = 138 g

N0834

F6/B4=24

Collection that has also a DECANTER, (P.36).

Open'Up...

C&S KRYSTA

SHEER RIM



≈ 11 cl
Ø M = 107 mm
H = 233 mm
W = 207 g

U1013

F6/B4=24



≈ 9,5 cl
Ø M = 103 mm
H = 226 mm
W = 207 g

U1012

F6/B4=24

... Open'Up

C&S KRYSTA

SHEER RIM / * EFFERVESCENCE PLUS



≈ 6 cl

40 cl UNIVERSAL TASTING
Ø M = 91 mm
H = 231 mm
W = 198 g

U1011

F6/B4=24




≈10 cl

37 cl ROUND
Ø M = 96 mm
H = 211 mm
W = 166 g

U1010

F6/B4=24



≈ 4 cl

32 cl PRO TASTING
Ø M = 87 mm
H = 180 mm
W = 134 g

U1008

F6/B4=24



≈12,5 cl

20 cl
Ø M = 74 mm
H = 234 mm
W = 161 g

U1051

F6/B4=24



35 cl HB
Ø M = 78 mm
H = 118 mm
W = 150 g

U1041

F6/B4=24



38 cl OF
Ø M = 93 mm
H = 94 mm
W = 155 g

U1033

F6/B4=24

Collection that also has AFTER-DINNER DRINKS and DECANTER, (P. 34, 35, 36).

Reveal'Up

C&S KRISTA

SHEER RIM / * EFFERVESCENCE PLUS



≈12 cl

50 cl SOFT
Ø M = 96 mm
H = 246 mm
W = 199 g

N1738
F6/B2=12

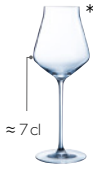


≈10 cl

40 cl SOFT
Ø M = 91 mm
H = 231 mm
W = 191 g

J8743
F6/B4=24

Q8623
F2/B8=16



≈ 7 cl

30 cl SOFT
Ø M = 83 mm
H = 217 mm
W = 140 g

J8908
F6/B4=24



≈13 cl

55 cl INTENSE
Ø M = 111 mm
H = 234 mm
W = 200 g

J9014
F6/B4=24



≈10 cl

45 cl INTENSE
Ø M = 104 mm
H = 221 mm
W = 189 g

J8742
F6/B4=24



21 cl

Ø M = 70 mm
H = 233 mm
W = 153 g

J8907
F6/B4=24

Villeneuve

C&S KRISTA

SHEER RIM



73 cl

Ø M = 101 mm
H = 258 mm
W = 229 g

Q5375
A12=12



63,5 cl

Ø M = 105 mm
H = 227 mm
W = 212 g

Q5373
A12=12



53,5 cl

Ø M = 90 mm
H = 248 mm
W = 213 g

Q5374
A12=12



47,5 cl

Ø M = 87 mm
H = 228 mm
W = 177 g

Q5376
A12=12



26,5 cl

Ø M = 86 mm
H = 201 mm
W = 162 g

Q5372
A12=12



Match with the collection Exaltation, (P.6).

UNIVERSAL

NEW

Distinction

C&S KRISTA

SHEER RIM / * EFFERVESCENCE PLUS



47 cl

Ø M = 96 mm
H = 233 mm
W = 182 g

Q9064
F6/B4=24



38 cl

Ø M = 91 mm
H = 220 mm
W = 175 g

Q9062
F6/B4=24



28 cl

Ø M = 83 mm
H = 207 mm
W = 148 g

Q8990
F6/B4=24



23 cl

Ø M = 70 mm
H = 233 mm
W = 130 g

Q9080
F6/B4=24

Séquence...

C&S KRISTA

SHEER RIM / * EFFERVESCENCE PLUS



74 cl

Ø M = 100 mm
H = 235 mm
W = 200 g

L9951
F6/B2=12



62 cl

Ø M = 95 mm
H = 235 mm
W = 205 g

N9710
F6/B4=24



55 cl

Ø M = 90 mm
H = 235 mm
W = 190 g

L9950
F6/B2=12



44 cl

Ø M = 87 mm
H = 227 mm
W = 177 g

L9949
F6/B2=12



35 cl

Ø M = 79 mm
H = 210 mm
W = 155 g

L9948
F6/B4=24



24 cl IMPERIALE

Ø M = 69 mm
H = 235 mm
W = 155 g

P3787
F6/B4=24



17 cl

Ø M = 70 mm
H = 208 mm
W = 135 g

L9947
F6/B4=24

...Séquence

C&S KRISTA

SHEER RIM



47 cl MULTIPURPOSE

Ø M = 86 mm
H = 180 mm
W = 163 g

N9711
F6/B4=24



37 cl BEER

Ø M = 80 mm
H = 150 mm
W = 130 g

P0089
F6/B4=24



21 cl PORTO

Ø M = 66 mm
H = 190 mm
W = 115 g

N9696
F6/B4=24



55 cl

Ø M = 92 mm
H = 260 mm
W = 215 g

V3604
F6/B2=12



45 cl

Ø M = 87 mm
H = 250 mm
W = 201 g

N1739
F6/B2=12



35 cl

Ø M = 81 mm
H = 230 mm
W = 175 g

L2761
F6/B4=24



25 cl

Ø M = 72 mm
H = 207 mm
W = 150 g

L2609
F6/B4=24

...Sublym

C&S KRISTA

SHEER RIM / * EFFERVESCENCE PLUS



21 cl

Ø M = 70 mm
H = 240 mm
W = 140 g

L2762
F6/B4=24



60 cl BALLON

Ø M = 111 mm
H = 229 mm
W = 210 g

N4742
F6/B2=12



35 cl MULTIPURPOSE

Ø M = 81 mm
H = 177 mm
W = 175 g

N5368
F6/B4=24



70 cl

Ø M = 113 mm
H = 221 mm
W = 270 g

46981
F6/B4=24



58 cl

Ø M = 106 mm
H = 209 mm
W = 235 g

47026
F6/B4=24
N4592
A12=12



47 cl

Ø M = 99 mm
H = 196 mm
W = 190 g

47017
F6/B4=24
N4584
A12=12



35 cl

Ø M = 91 mm
H = 182 mm
W = 190 g

47019
F6/B4=24
N4585
A12=12

Cabernet Abondant C&S

SHEER RIM

KRYSTA



75 cl

Ø M = 110 mm
H = 220 mm
W = 256 g

FJ037
F6/B2=12



50 cl

Ø M = 110 mm
H = 201 mm
W = 217 g

FJ038
F6/B2=12

Cabernet Suprême C&S

SHEER RIM

KRYSTA



62 cl

Ø M = 95 mm
H = 240 mm
W = 253 g

FJ035
F6/B2=24



47 cl

Ø M = 87 mm
H = 216 mm
W = 216 g

FJ036
F6/B2=12



Cabernet Tulipe...

C&S KRYSTA

SHEER RIM



75 cl

Ø M = 101 mm
H = 255 mm
W = 222 g

D0795
F6/B2=12



58 cl

Ø M = 94 mm
H = 230 mm
W = 225 g

46888
F6/B4=24

N4580
A12=12



47 cl

Ø M = 88 mm
H = 220 mm
W = 200 g

46961
F6/B4=24

N4581
A12=12



35 cl

Ø M = 81 mm
H = 203 mm
W = 181 g

46973
F6/B4=24

N4574
A12=12



25 cl

Ø M = 72 mm
H = 180 mm
W = 146 g

46978
F6/B4=24

N4582
A12=12



19 cl

Ø M = 66 mm
H = 165 mm
W = 142 g

53468
F6/B4=24



12 cl

Ø M = 54 mm
H = 150 mm
W = 102 g

14798
F6/B4=24



7 cl

Ø M = 52 mm
H = 135 mm
W = 80 g

E5358
F6/B4=24

...Cabernet Tulipe

C&S KRYSTA

SHEER RIM / * EFFERVESCENCE PLUS



47 cl

Ø M = 81 mm
H = 188 mm
W = 235 g

G3570
F6/B4=24



40 cl

Ø M = 81 mm
H = 167 mm
W = 192 g

G3573
F6/B4=24



24 cl

Ø M = 70 mm
H = 235 mm
W = 141 g

D0796
F6/B4=24



16 cl

Ø M = 70 mm
H = 225 mm
W = 145 g

48024
F6/B4=24

N4583
A12=12



≈16 cl

58 cl

Ø M = 104 mm
H = 223 mm
W = 201 g

E2789
F6/B4=24



≈13 cl

47 cl

Ø M = 97 mm
H = 214 mm
W = 190 g

E2790
F6/B4=24



≈10 cl

35 cl

Ø M = 90 mm
H = 200 mm
W = 163 g

E2788
F6/B4=24

NEW

Evidence

C&S KRISTA

SHEER RIM / * EFFERVESCENCE PLUS



45 cl
 Ø M = 84 mm
 H = 209 mm
 W = 180 g
V2821
 F6/B4=24



35 cl
 Ø M = 79 mm
 H = 180 mm
 W = 140 g
V2620
 F6/B4=24



27 cl
 Ø M = 73 mm
 H = 148 mm
 W = 120 g
V2822
 F6/B4=24



16 cl
 Ø M = 63 mm
 H = 190 mm
 W = 140 g
V2823
 F6/B4=24



Sensation Exalt

C&S KRISTA

SHEER RIM / * EFFERVESCENCE PLUS



41 cl
 Ø M = 87 mm
 H = 206 mm
 W = 266 g
E7695
 F6/B4=24



31 cl
 Ø M = 80 mm
 H = 197 mm
 W = 218 g
E7696
 F6/B4=24



25 cl
 Ø M = 74 mm
 H = 187 mm
 W = 164 g
E7697
 F6/B4=24



20 cl
 Ø M = 70 mm
 H = 180 mm
 W = 159 g
E7698
 F6/B4=24



19 cl
 Ø M = 70 mm
 H = 210 mm
 W = 169 g
E7700
 F6/B4=24

NEW

Symétrie

C&S KRISTA

SHEER RIM / * EFFERVESCENCE PLUS



58 cl
 Ø M = 106 mm
 H = 209 mm
 W = 235 g
Q8707
 F6/B4=24



55 cl
 Ø M = 92 mm
 H = 260 mm
 W = 215 g
V2696
 F6/B4=24



45 cl
 Ø M = 87 mm
 H = 250 mm
 W = 205 g
V0391
 F6/B4=24



35 cl
 Ø M = 80 mm
 H = 230 mm
 W = 178 g
V1483
 F6/B4=24



21 cl
 Ø M = 114 mm
 H = 179 mm
 W = 168 g
V1171
 F6/B4=24



21 cl
 Ø M = 75 mm
 H = 240 mm
 W = 140 g
V2697
 F6/B4=24



16 cl
 Ø M = 65 mm
 H = 198 mm
 W = 127 g
V1375
 F6/B4=24

Vin au verre

C&S **KRYSTA**
SHEER RIM

≈ 15 cl
 $\approx 12,5$ cl
 ≈ 10 cl

$\approx 14,5$ cl $\leftarrow \rightarrow \approx 12,5$ cl

≈ 15 cl
 $\approx 12,5$ cl
 ≈ 10 cl

35 cl CABERNET TULIPE GRAPPE
 \varnothing M = 81 mm
 H = 203 mm
 W = 181 g
P9026
 F6/B4=24

35 cl CABERNET TULIPE ELLIPSE
 \varnothing M = 81 mm
 H = 203 mm
 W = 181 g
J4587
 F6/B4=24

35 cl CABERNET VINS JEUNES GRAPPE
 \varnothing M = 90 mm
 H = 200 mm
 W = 163 g
P8619
 F6/B4=24



Vin au verre

ARCOROC Annealed **GLASS**

* SHEER RIM

≈ 15 cl
 $\approx 12,5$ cl
 ≈ 10 cl

$\approx 14,5$ cl $\leftarrow \rightarrow \approx 12,5$ cl

30 cl V. JULIETTE GRAPPE
 \varnothing M = 79 mm
 H = 188 mm
 W = 150 g
P8575
 F6/B4=24

21,5 cl VITICOLE ELLIPSE
 \varnothing M = 65 mm
 H = 155 mm
 W = 125 g
C6308
 F12/B4=48



SHEER RIM

Magnifique ARCOROC Annealed GLASS

SHEER RIM



47 cl
Ø M = 97 mm
H = 227 mm
W = 179 g
L9398
F6/B2=12



35 cl
Ø M = 90 mm
H = 210 mm
W = 158 g
L9396
F6/B4=24

Minéral

ARCOROC Annealed GLASS

SHEER RIM / * EFFERVESCENCE PLUS



45 cl
Ø M = 84 mm
H = 234 mm
W = 185 g
H2006
F6/B4=24



35 cl
Ø M = 79 mm
H = 219 mm
W = 195 g
H2007
F6/B4=24



27 cl
Ø M = 73 mm
H = 202 mm
W = 155 g
H2010
F6/B4=24



16 cl
Ø M = 63 mm
H = 224 mm
W = 128 g
H2090
F6/B4=24

V. Juliette

ARCOROC Annealed GLASS

SHEER RIM / * EFFERVESCENCE PLUS



50 cl
Ø M = 92 mm
H = 217 mm
W = 232 g
N5993
F6/B4=24



40 cl
Ø M = 86 mm
H = 206 mm
W = 190 g
N4907
F6/B4=24



30 cl
Ø M = 79 mm
H = 188 mm
W = 150 g
N5163
F6/B4=24



23 cl
Ø M = 69 mm
H = 218 mm
W = 142 g
N5082
F6/B4=24



40 cl HB
Ø M = 88 mm
H = 110 mm
W = 165 g
N5994
F6/B4=24



35 cl OF
Ø M = 94 mm
H = 83 mm
W = 150 g
N5995
F6/B4=24

TEMPERED

Domaine ARCOROC Tempered GLASS

Élisa

ARCOROC Tempered GLASS



47 cl
Ø M = 91 mm
H = 220 mm
W = 199 g
L8904
F6/B2=12



37 cl
Ø M = 83 mm
H = 202 mm
W = 170 g
L7426
F6/B4=24



27 cl
Ø M = 76 mm
H = 182 mm
W = 147 g
L8535
F6/B4=24



42 cl
Ø M = 85 mm
H = 212 mm
W = 235 g
J4726
F6/B8=48



30 cl
Ø M = 76 mm
H = 194 mm
W = 190 g
J4727
F6=6
J4728
F6/B4=24



23 cl
Ø M = 70 mm
H = 176 mm
W = 170 g
J4729
F6=6
J4730
F6/B8=48



17 cl
Ø M = 61 mm
H = 192 mm
W = 130 g
J4734
F6=6
J4746
F6/B4=24



23 cl OF
Ø M = 73 mm
H = 82 mm
W = 185 g
J4591
F6/B4=24

Linéal

ARCOROC Tempered GLASS



31 cl

Ø M = 82 mm
H = 197 mm
W = 151 g

C3570
F6/B4=24



25 cl

Ø M = 77 mm
H = 174 mm
W = 145 g

C3572
F6/B4=24



19 cl

Ø M = 70 mm
H = 165 mm
W = 128 g

C3571
F6/B4=24

Normandie

ARCOROC Tempered
GLASS



24 cl

Ø M = 74 mm
H = 162 mm
W = 225 g

O7810
F12/B4=48



16 cl

Ø M = 67 mm
H = 145 mm
W = 178 g

I1392
F12/B4=48



14 cl

Ø M = 57 mm
H = 173 mm
W = 182 g

I3515
F12/B4=48



42 cl

Ø M = 89 mm
H = 212 mm
W = 220 g

P4000
F6/B4=24



31 cl

Ø M = 81 mm
H = 197 mm
W = 182 g

J4158
F6=6

P3263
F6/B4=24



23 cl

Ø M = 75 mm
H = 174 mm
W = 145 g

J4160
F6=6

J4159
F6/B4=24



19 cl

Ø M = 69 mm
H = 165 mm
W = 120 g

J4162
F6=6

J4161
F6/B4=24



15 cl

Ø M = 61 mm
H = 196 mm
W = 141 g

J4167
F6=6

P3999
F6/B4=24

TEMPERED & STACKABLE

Amélia

ARCOROC Tempered GLASS
PERFECTLY STACKABLE



25 cl

Ø M = 79 mm
H = 117 mm
W = 162 g

E3562
F12/B4=48



19 cl

Ø M = 72 mm
H = 107 mm
W = 140 g

E3559
F12/B4=48



16 cl

Ø M = 68 mm
H = 101 mm
W = 130 g

75187
F12/B4=48



Élégance...

ARCOROC Annealed GLASS



31 cl
 Ø M = 81 mm
 H = 180 mm
 W = 174 g
50143
 F6/B6=36
N9323
 A12=12



24,5 cl
 Ø M = 74 mm
 H = 165 mm
 W = 141 g
37405
 F12/B4=48
N9330
 A12=12



19 cl
 Ø M = 69 mm
 H = 153 mm
 W = 127 g
37413
 F12/B4=48
N9322
 A12=12



14,5 cl
 Ø M = 64 mm
 H = 142 mm
 W = 95 g
37249
 F12/B4=48
N9324
 A12=12



12 cl
 Ø M = 59 mm
 H = 134 mm
 W = 93 g
37439
 F12/B4=48



6,5 cl
 Ø M = 48 mm
 H = 113 mm
 W = 70 g
37264
 F12/B4=48

...Élégance ARCOROC Annealed GLASS

Savoie

ARCOROC Annealed GLASS



17 cl
 Ø M = 57 mm
 H = 179 mm
 W = 115 g
37298
 F12/B4=48
N9328
 A12=12



13 cl
 Ø M = 58 mm
 H = 179 mm
 W = 110 g
56416
 F12/B4=48
N9327
 A12=12



10 cl
 Ø M = 58 mm
 H = 159 mm
 W = 103 g
56626
 F12/B4=48
N9326
 A12=12



16 cl
 Ø M = 90 mm
 H = 122 mm
 W = 132 g
37652
 F12/B4=48
N9329
 A12=12



35 cl
 Ø M = 84 mm
 H = 183 mm
 W = 182 g
50463
 F6/B8=48



24 cl
 Ø M = 74 mm
 H = 152 mm
 W = 124 g
27778
 F12/B4=48



19 cl
 Ø M = 69 mm
 H = 140 mm
 W = 112 g
27786
 F12/B4=48



15 cl
 Ø M = 64 mm
 H = 134 mm
 W = 100 g
27794
 F12/B4=48



17 cl
 Ø M = 61 mm
 H = 170 mm
 W = 117 g
27810
 F12/B4=48

NEW

Silhouette

ARCOROC Annealed GLASS



47 cl
 Ø M = 92 mm
 H = 194 mm
 W = 182 g
V3228
 F6/B4=24



31 cl
 Ø M = 82 mm
 H = 179 mm
 W = 163 g
V3217
 F6/B4=24



25 cl
 Ø M = 77 mm
 H = 165 mm
 W = 145 g
V3216
 F6/B4=24



19 cl
 Ø M = 70 mm
 H = 153 mm
 W = 122 g
V3215
 F6/B4=24








18 cl
 Ø M = 64 mm
 H = 180 mm
 W = 120 g
V3226
 F6/B4=24



Vina...

ARCOROC Annealed GLASS







				
58 cl	48 cl	36 cl	26 cl	19 cl
Ø M = 94 mm H = 230 mm W = 233 g	Ø M = 88 mm H = 219 mm W = 199 g	Ø M = 81 mm H = 202 mm W = 178 g	Ø M = 72 mm H = 180 mm W = 150 g	Ø M = 70 mm H = 225 mm W = 140 g
L3605 F6/B4=24	L1348 F6/B4=24	L1349 F6/B4=24	L1967 F6/B4=24	L1351 F6/B4=24

Collection that has also a DECANTER, (P.36).

...Vina




ARCOROC Annealed GLASS

			
70 cl	58 cl SPLENDID	36 cl HB	34 cl OF
Ø M = 113 mm H = 195 mm W = 245 g	Ø M = 106 mm H = 209 mm W = 212 g	Ø M = 76 mm H = 121 mm W = 220 g	Ø M = 90 mm H = 84 mm W = 185 g
N2760 F6/B2=12	P7908 F6/B4=24	L1346 F6/B4=24	L1347 F6/B4=24

Collection that has also a DECANTER, (P.36).

Viticole

ARCOROC Annealed GLASS

		
31 cl	21,5 cl	12 cl
Ø M = 72 mm H = 175 mm W = 155 g	Ø M = 65 mm H = 155 mm W = 125 g	Ø M = 54 mm H = 131 mm W = 90 g
42257 F6=6	37266 F6=6	42260 F6=6
42250 F6/B4=24	37260 F6/B4=24	42258 F6/B4=24



NEW

Absoluty

C&S KRYSTA
SHEER RIM



45 cl HB

Ø M = 84 mm
H = 127 mm
W = 220 g

Q 9217
F6/B4=24



37 cl HB

Ø M = 79 mm
H = 119 mm
W = 190 g

Q 9216
F6/B4=24



32 cl OF

Ø M = 85 mm
H = 91 mm
W = 175 g

Q 9214
F6/B4=24



25 cl OF

Ø M = 78 mm
H = 85 mm
W = 150 g

Q 9215
F6/B4=24



45 cl HB

Ø M = 77 mm
H = 160 mm
W = 250 g

L 2356
F6/B4=24



40 cl HB

Ø M = 77 mm
H = 133 mm
W = 240 g

L 8110
F6/B4=24



38 cl HB

Ø M = 88 mm
H = 110 mm
W = 220 g

G 3368
F6/B4=24



35 cl OF

Ø M = 93 mm
H = 83 mm
W = 225 g

G 3367
F6/B4=24

Vigne

C&S KRYSTA
SHEER RIM



45 cl HB

Ø M = 70 mm
H = 165 mm
W = 309 g

L 2369
F6/B4=24



33 cl HB

Ø M = 69 mm
H = 126 mm
W = 237 g

G 3674
F6/B4=24



22 cl HB

Ø M = 61 mm
H = 111 mm
W = 186 g

G 3658
F6/B4=24



37 cl OF

Ø M = 93 mm
H = 87 mm
W = 376 g

L 2370
F6/B4=24



31 cl OF

Ø M = 84 mm
H = 83 mm
W = 253 g

G 3666
F6/B4=24



20 cl OF

Ø M = 75 mm
H = 74 mm
W = 212 g

G 3659
F6/B4=24



Islande...

ARCOROC Annealed GLASS



46 cl HB
Ø M = 74 mm
H = 158 mm
W = 300 g

Q7781
F6/B4=24



36 cl HB
Ø M = 64 mm
H = 170 mm
W = 287 g

J4226
F6/B4=24
N7677
A12=12



33 cl HB
Ø M = 63 mm
H = 157 mm
W = 282 g

J3310
F6=6
N6639
F6/B4=24
N7676
A12=12



31 cl HB
Ø M = 60 mm
H = 166 mm
W = 275 g

J3309
F6=6
J4227
F6/B4=24
N7541
A12=12



29 cl HB
Ø M = 63 mm
H = 145 mm
W = 270 g

J3308
F6=6
N6640
F6/B4=24
N7540
A12=12



22 cl HB
Ø M = 58 mm
H = 131 mm
W = 225 g

J3307
F6=6
N6641
F6/B4=24
N7675
A12=12



16 cl HB
Ø M = 55 mm
H = 100 mm
W = 175 g

N6643
F6/B4=24
N7537
A12=12



22 cl HB TUBO
Ø M = 53 mm
H = 152 mm
W = 220 g

J3315
F6=6
N6642
F6/B4=24
N7681
A12=12

... Islande

ARCOROC Annealed GLASS



17 cl HB TUBO
Ø M = 52 mm
H = 125 mm
W = 200 g

J3314
F6/B4=24
N7679
A12=12



10 cl HB TUBO
Ø M = 51 mm
H = 87 mm
W = 170 g

J4238
F6/B4=24
N7678
A12=12



38 cl OF
Ø M = 89 mm
H = 96 mm
W = 420 g

N6377
F6/B4=24
N7544
A12=12



30 cl OF
Ø M = 79 mm
H = 93 mm
W = 333 g

J3313
F6=6
J4239
F6/B4=24
N7543
A12=12



20 cl OF
Ø M = 70 mm
H = 84 mm
W = 245 g

J3312
F6=6
J4241
F6/B4=24
N7542
A12=12



6 cl HB
Ø M = 38 mm
H = 105 mm
W = 109 g

I2365
F12=12
40375
F12/B6=72
N7536
A12=12



6 cl HB FROSTED
Ø M = 38 mm
H = 105 mm
W = 109 g

75228
F12/B6=72



5,5 cl HB A ANSE
Ø M = 45 mm
H = 101 mm
W = 115 g

72388
F12/B6=72
N7546
A12=12

Maléa

ARCOROC Annealed GLASS

SHEER RIM



35 cl HB
Ø M = 76 mm
H = 126 mm
W = 232 g

H4531
F6/B4=24



30 cl OF
Ø M = 77 mm
H = 105 mm
W = 242 g

H4623
F6/B4=24



Salto

ARCOROC Annealed GLASS



50 cl HB
Ø M = 82 mm
H = 146 mm
W = 290 g
N5828
F6/B4=24



35 cl HB
Ø M = 76 mm
H = 121 mm
W = 220 g
N5812
F6/B4=24



32 cl OF
Ø M = 90 mm
H = 84 mm
W = 260 g
N5831
F6/B4=24



6 cl OF
Ø M = 48 mm
H = 66 mm
W = 76 g
N5834
F12/B4=48

Shetland

ARCOROC Annealed GLASS



42 cl HB
Ø M = 89 mm
H = 146 mm
W = 310 g
79698
F12/B4=48



35 cl HB
Ø M = 83 mm
H = 138 mm
W = 270 g
79728
F12/B4=48



22 cl HB
Ø M = 73 mm
H = 123 mm
W = 208 g
79736
F12/B4=48



15 cl HB
Ø M = 68 mm
H = 81 mm
W = 150 g
C8312
F12/B4=48



9 cl HB
Ø M = 60 mm
H = 78 mm
W = 100 g
C8222
F12/B4=48



32 cl OF
Ø M = 97 mm
H = 97 mm
W = 293 g
79741
F12/B4=48



25 cl OF
Ø M = 90 mm
H = 88 mm
W = 250 g
79747
F12/B4=48

THIN BASE

Macaron C&S **KRYSTA**
SHEER RIM



40 cl HB
Ø M = 87 mm
H = 103 mm
W = 138 g
N0834
F6/B4=24

Collection that also has a STEMGLASSES offer, (P.6).

Open'Up C&S **KRYSTA**
SHEER RIM



35 cl HB
Ø M = 77 mm
H = 118 mm
W = 150 g
U1041
F6/B4=24

Collection that also has a STEMGLASSES offer, (P.6).



38 cl OF
Ø M = 93 mm
H = 94 mm
W = 155 g
U1033
F6/B4=24



Primary

C&S **KRYSTA**
SHEER RIM

Amsterdam **ARCOROC** Annealed **GLASS**



44 cl HB

Ø M = 87 mm
H = 110 mm
W = 155 g

G3323
F6/B4=24



40 cl HB

Ø M = 76 mm
H = 127 mm
W = 150 g

L8677
F6/B4=24



36 cl HB

Ø M = 81 mm
H = 101 mm
W = 153 g

G3322
F6/B4=24



27 cl HB

Ø M = 74 mm
H = 93 mm
W = 122 g

G0036
F6/B4=24



27 cl HB

Ø M = 62 mm
H = 135 mm
W = 210 g

N8857
F6/B8=48
O5985
F6=6

Baril **ARCOROC** Annealed **GLASS**

Élégance

ARCOROC Annealed **GLASS**



16 cl HB

Ø M = 58 mm
H = 80 mm
W = 92 g

61633
F6/B8=48



34 cl HB

Ø M = 66 mm
H = 147 mm
W = 255 g

76399
A48=48



28 cl HB

Ø M = 65 mm
H = 128 mm
W = 245 g

49352
A48=48



23 cl HB

Ø M = 65 mm
H = 110 mm
W = 220 g

76397
A48=48



17 cl HB

Ø M = 64 mm
H = 85 mm
W = 190 g

77873
A48=48

Collection that also has a STEMGLASSES offer, (P.14).

Stockholm **ARCOROC** Annealed **GLASS**

V. Juliette **ARCOROC** Annealed **GLASS**
SHEER RIM

Vina **ARCOROC** Annealed **GLASS**



27 cl OF

Ø M = 76 mm
H = 92 mm
W = 265 g

O0826
F6=6



4 cl OF

Ø M = 44 mm
H = 53 mm
W = 60 g

G2645
F12/B4=48



40 cl HB

Ø M = 88 mm
H = 110 mm
W = 165 g

N5994
F6/B4=24



35 cl OF

Ø M = 94 mm
H = 83 mm
W = 150 g

N5995
F6/B4=24



36 cl HB

Ø M = 76 mm
H = 121 mm
W = 220 g

L1346
F6/B4=24



34 cl OF

Ø M = 90 mm
H = 84 mm
W = 185 g

L1347
F6/B4=24

Collection that also has a STEMGLASSES offer, (P.12).

Collection that also has a STEMGLASSES offer, (P.15).

Arpège C&S **KRYSTA**

SHEER RIM

Bourbon Street **ARCOROC** Annealed

GLASS



36 cl HB FORTE

Ø M = 81 mm
H = 102 mm
W = 153 g

L6767
F6/B4=24



36 cl HB

Ø M = 85 mm
H = 130 mm
W = 420 g

Q3660
F6/B2=12



32 cl OF

Ø M = 94 mm
H = 99 mm
W = 415 g

Q3659
F6/B2=12



Brixton

ARCOROC Annealed **GLASS**

Broadway... **ARCOROC** Annealed

GLASS



45 cl HB

Ø M = 82 mm
H = 157 mm
W = 495 g

P9411
F6/B2=12



31 cl HB TUBO

Ø M = 68 mm
H = 156 mm
W = 310 g

Q8947
F6/B2=12



35 cl HB

Ø M = 87 mm
H = 112 mm
W = 395 g

P9067
F6/B4=24



30 cl OF

Ø M = 86 mm
H = 96 mm
W = 410 g

P4188
F6/B2=12



38 cl HB

Ø M = 75 mm
H = 145 mm
W = 430 g

L7255
F6/B4=24



28 cl HB

Ø M = 67,5 mm
H = 134 mm
W = 275 g

L7256
F6/B4=24

Collection that also has a CHAMPAGNE & COCKTAIL stemglasses offer, (P.28).

... Broadway

Louisiane

Old Square **ARCOROC** Annealed

GLASS



30 cl OF

Ø M = 85 mm
H = 91 mm
W = 280 g

L7254
F6/B4=24



5 cl OF

Ø M = 49 mm
H = 60 mm
W = 62 g

V2910
F6/B4=24



36 cl HB

Ø M = 85 mm
H = 130 mm
W = 370 g

Q3656
F6/B2=12



32 cl OF

Ø M = 94 mm
H = 99 mm
W = 410 g

Q3655
F6/B2=12



36 cl HB

Ø M = 84 mm
H = 130 mm
W = 422 g

Q3658
F6/B2=12



32 cl OF

Ø M = 89 mm
H = 96 mm
W = 388 g

Q3657
F6/B2=12

West Loop

ARCOROC Annealed GLASS



40 cl HB
Ø M = 81 mm
H = 130 mm
W = 230 g

Q3619
F6/B4=24



36 cl HB
Ø M = 75 mm
H = 135 mm
W = 340 g

P9950
F6/B2=12



32 cl OF
Ø M = 84 mm
H = 95 mm
W = 287 g

P9958
F6/B2=12

Collection that also has
a CHAMPAGNE & COCKTAIL stemglasses offer, (P.29).



COLORED AND DECORATIVE

Arpège Color

C&S KRISTA

SHEER RIM / PROFESSIONAL 2000 CYCLES



36 cl HB
BLUE
Ø M = 81 mm
H = 102 mm
W = 153 g

N6675
FF6/B4=24



36 cl HB
GREEN
Ø M = 81 mm
H = 102 mm
W = 153 g

N6674
FF6/B4=24



36 cl HB
PINK
Ø M = 81 mm
H = 102 mm
W = 153 g

N6676
FF6/B4=24



36 cl HB
BLACK MAT

Ø M = 81 mm
H = 101 mm
W = 153 g

L9406
FF6/B4=24



36 cl HB
WHITE MAT

Ø M = 81 mm
H = 101 mm
W = 153 g

L9407
FF6/B4=24



36 cl HB
EMERALD

Ø M = 81 mm
H = 101 mm
W = 153 g

V3051
F6/B4=24



36 cl HB
JADE

Ø M = 81 mm
H = 101 mm
W = 153 g

V3052
F6/B4=24

Primary Color

C&S KRISTA

SHEER RIM / PROFESSIONAL 2000 CYCLES

Primary Handcraft

C&S KRISTA

SHEER RIM / PROFESSIONAL 2000 CYCLES



36 cl HB
BLUE
Ø M = 81 mm
H = 101 mm
W = 153 g

Q3478
FF6/B4=24



36 cl HB
GREY
Ø M = 81 mm
H = 101 mm
W = 153 g

Q3477
FF6/B4=24



36 cl HB
RED
Ø M = 81 mm
H = 101 mm
W = 153 g

Q3215
FF6/B4=24



35 cl HB
GREY
Ø M = 76 mm
H = 121 mm
W = 220 g

J8491
F6/B4=24



35 cl HB
RED
Ø M = 76 mm
H = 121 mm
W = 220 g

J8493
F6/B4=24



32 cl OF
GREY
Ø M = 90 mm
H = 84 mm
W = 260 g

J8484
F6/B4=24



32 cl OF
RED
Ø M = 90 mm
H = 84 mm
W = 260 g

J8486
F6/B4=24

ARCOROC Annealed GLASS

PROFESSIONAL 2000 CYCLES

Log Brush

ARCOROC Tempered **GLASS**

PERFECTLY STACKABLE / PROFESSIONAL 2000 CYCLES



16 cl HB BLUE

Ø M = 63 mm
H = 80 mm
W = 125 g

Q 8219
R6/B8=48



16 cl HB GREEN

Ø M = 63 mm
H = 80 mm
W = 125 g

Q 8218
R6/B8=48



16 cl HB ORANGE

Ø M = 63 mm
H = 80 mm
W = 125 g

Q 8220
R6/B8=48



22 cl OF CHERRY

Ø M = 73 mm
H = 79 mm
W = 150 g

Q 8217
R6/B8=48



22 cl OF DARK GREEN

Ø M = 73 mm
H = 79 mm
W = 150 g

Q 8216
R6/B8=48



22 cl OF BLUE JEAN

Ø M = 73 mm
H = 79 mm
W = 150 g

Q 8221
R6/B8=48



Salto Ice Blue

ARCOROC **SOLID COLOR**

PROFESSIONAL 2000 CYCLES



35 cl HB

Ø M = 76 mm
H = 121 mm
W = 220 g

C9687
F6/B4=24



32 cl OF

Ø M = 90 mm
H = 84 mm
W = 255 g

C9688
F6/B4=24

MAKE IT DIFFERENT

Be Bop

ARCOROC Tempered

GLASS



35 cl HB

Ø M = 69 mm
H = 148 mm
W = 240 g

L 8688
F6/B4=24



30 cl OF

Ø M = 84 mm
H = 82 mm
W = 200 g

L 8687
F6/B4=24



21 cl OF

Ø M = 82 mm
H = 59 mm
W = 125 g

N 4788
F6/B4=24

Can ARCOROC Annealed


GLASS



47,5 cl HB

Ø M = 76 mm
H = 134 mm
W = 240 g

N 6545
F6/B4=24



Eskale

ARCOROC Tempered **GLASS**

GLASS SAFETY



42 cl OF

Ø M = 97 mm
H = 96 mm
W = 315 g

L 3749

FA6/B4=24



31 cl OF

Ø M = 91 mm
H = 87 mm
W = 248 g

L 3750

FA6/B4=24



18 cl OF

Ø M = 77 mm
H = 78 mm
W = 180 g

L 3751

FA6/B4=24



9 cl OF

Ø M = 62 mm
H = 64 mm
W = 110 g

L 7172

FA6/B4=24

N 6551

Appetizer set

F12/B4=48



TEMPERED

Alameda

ARCOROC Tempered **GLASS**



62 cl HB

Ø M = 82 mm
H = 145 mm
W = 305 g

Q 6480

F6/B2=12



40 cl HB

Ø M = 93 mm
H = 126 mm
P = 350 g

Q 2751

F6/B4=24



35 cl OF

Ø M = 96 mm
H = 98 mm
P = 280 g

Q 2750

F6/B4=24



24 cl OF

Ø M = 84 mm
H = 86 mm
P = 175 g

Q 2967

F6/B4=24



16 cl OF

Ø M = 73 mm
H = 73 mm
P = 135 g

Q 2234

F6/B4=24



9 cl OF

Ø M = 62 mm
H = 63 mm
P = 85 g

Q 2233

F6/B4=24

Existing saucers for a qualitative hot drinks service.
Available information in the dinner catalogue

Conique

ARCOROC Tempered **GLASS**

* NOT TEMPERED



20 oz. HB 57 cl

Ø M = 90 mm
H = 150 mm
W = 305 g

34002

FA6/B8=48



28 cl HB

Ø M = 70 mm
H = 116 mm
W = 173 g

P 2131 Blown

F6/B8=48



28 cl HB

Ø M = 73 mm
H = 118 mm
W = 205 g

P 2134 Pressed

R6/B8=48



25 cl HB

Ø M = 68 mm
H = 107 mm
W = 130 g

P 2133 Blown

F6/B8=48



25 cl HB

Ø M = 70 mm
H = 114 mm
W = 195 g

P 1986 Pressed

R6/B8=48



20 cl HB

Ø M = 66 mm
H = 105 mm
W = 164 g

P 1985 Pressed

R6/B8=48



8 cl HB

Ø M = 49 mm
H = 78 mm
W = 80 g

P 2126 Pressed

F6/B8=48

Chiquito ARCOROC Tempered
GLASS SAFETY **GLASS**



23 cl OF
Ø M = 82 mm
H = 59 mm
W = 145 g
J4764
F6=6

Élisa ARCOROC Tempered
GLASS



23 cl OF
Ø M = 73 mm
H = 82 mm
W = 185 g
J4591
F6/B4=24

Pinta ARCOROC Tempered
GLASS



36 cl OF
Ø M = 85 mm
H = 89 mm
W = 180 g
J3510
F6=6

Princesa

ARCOROC Tempered **GLASS**



15 oz. HB 47 cl
Ø M = 72 mm
H = 163 mm
W = 293 g
16148
A24=24
55355
A48=48



12 oz. HB 34 cl
Ø M = 66 mm
H = 148 mm
W = 255 g
J4079
F6/B8=48
42441
A48=48



10 oz. HB 28 cl
Ø M = 66 mm
H = 127 mm
W = 242 g
42440
A48=48



8 oz. HB 23 cl
Ø M = 65 mm
H = 110 mm
W = 210 g
J4170
F6/B8=48
42439
A48=48



6 oz. HB 17 cl
Ø M = 64 mm
H = 85 mm
W = 178 g
J4171
F6/B8=48
42438
A48=48



11 oz. OF 31 cl
Ø M = 79 mm
H = 94 mm
W = 275 g
J4168
F6/B6=36
43826
A48=48



8 oz. OF 23 cl
Ø M = 70 mm
H = 85 mm
W = 212 g
J4169
F6/B4=24

Prysm ARCOROC Tempered
GLASS

Sidra ARCOROC Tempered
GLASS

Tube ARCOROC Tempered
* NOT TEMPERED **GLASS**



35 cl HB
Ø M = 89 mm
H = 125 mm
W = 330 g
E1513
F12/B4=48



37 cl OF
Ø M = 103 mm
H = 96 mm
W = 320 g
E1514
F12/B4=48



27 cl OF
Ø M = 94 mm
H = 88 mm
W = 260 g
E1515
F12/B4=48



50 cl HB
Ø M = 89 mm
H = 120 mm
W = 235 g
L 6500
F6/B4=24



31 cl FH
Ø M = 60 mm
H = 164 mm
W = 220 g
15012
A24=24
15013*
A24=24

Campus

ARCOROC Tempered GLASS
PERFECTLY STACKABLE / GLASS SAFETY



29 cl HB
Ø M = 65 mm
H = 126 mm
W = 185 g
13849
R6/B8=48



22 cl HB
Ø M = 65 mm
H = 97 mm
W = 160 g
13831
R6/B8=48



18 cl OF
Ø M = 65 mm
H = 88 mm
W = 145 g
13823
R6/B8=48

Forum

ARCOROC Tempered GLASS
PERFECTLY STACKABLE



26.5 cl HB
Ø M = 75 mm
H = 103 mm
W = 200 g
50830
R6/B12=72



23 cl OF
Ø M = 81 mm
H = 77 mm
W = 160 g
50829
R6/B12=72



16 cl OF
Ø M = 72 mm
H = 70 mm
W = 116 g
50828
R6/B12=72



Granity...

ARCOROC Tempered GLASS
PERFECTLY STACKABLE / GLASS SAFETY



65 cl HB
Ø M = 96 mm
H = 178 mm
W = 660 g
J2598
F6/B2=12
L9829
A12=12



46 cl HB
Ø M = 87 mm
H = 160 mm
W = 505 g
J2599
F6=6
J2601
F6/B4=24
L9828
A12=12



42 cl HB
Ø M = 89 mm
H = 130 mm
W = 400 g
J2602
F6=6
J2603
F6/B4=24
L9827
A12=12



35 cl HB
Ø M = 85 mm
H = 122 mm
W = 365 g
J2606
F6=6
J2607
F6/B8=48
L9826
A12=12

... Granity

ARCOROC Tempered GLASS
PERFECTLY STACKABLE / GLASS SAFETY



31 cl HB
Ø M = 75 mm
H = 140 mm
W = 330 g
J2604
F6=6
J2605
F6/B4=24
L9825
A12=12



20 cl HB
Ø M = 64 mm
H = 127 mm
W = 235 g
J2608
F6/B4=24
L9824
A12=12



35 cl OF
Ø M = 93 mm
H = 107 mm
W = 350 g
L7844
F6/B4=24
L9823
A12=12



27 cl OF
Ø M = 85 mm
H = 98 mm
W = 300 g
J2612
F6=6
J2614
F6/B8=48
L9822
A12=12



20 cl OF
Ø M = 80 mm
H = 81 mm
W = 215 g
J2611
F6/B4=24
L9821
A12=12



16 cl OF
Ø M = 73 mm
H = 73 mm
W = 165 g
J2609
F6=6
J2610
F6/B8=48
L9820
A12=12



4.5 cl OF
Ø M = 50 mm
H = 57 mm
W = 65 g
04755
F12/B4=48
L9819
A12=12



Log

ARCOROC Tempered **GLASS**

PERFECTLY STACKABLE / GLASS SAFETY



32 cl HB
 Ø M = 70 mm
 H = 120 mm
 W = 210 g
L9946
 R6/B8=48



16 cl HB
 Ø M = 63 mm
 H = 80 mm
 W = 125 g
L7427
 R6/B12=72



27 cl OF
 Ø M = 77 mm
 H = 93 mm
 W = 180 g
L9945
 R6/B8=48



22 cl OF
 Ø M = 73 mm
 H = 79 mm
 W = 150 g
L8690
 R6/B12=72

New York

ARCOROC

* PERFECTLY STACKABLE, TEMPERED GLASS, GLASS SAFETY



47 cl HB
 Ø M = 87 mm
 H = 144 mm
 W = 440 g
L7340
 F6/B4=24



40 cl HB
 Ø M = 78 mm
 H = 156 mm
 W = 390 g
N4136
 F6/B4=24



35 cl HB
 Ø M = 74 mm
 H = 144 mm
 W = 335 g
L7335
 F6/B4=24



38 cl OF
 Ø M = 89 mm
 H = 100 mm
 W = 315 g
L7334
 F6/B4=24



25 cl OF
 Ø M = 81 mm
 H = 84 mm
 W = 220 g
L7339
 F6/B4=24



3,4 cl HB
 Ø M = 44 mm
 H = 55 mm
 W = 60 g
P2650
 F6/B4=24



55 cl
 Ø M = 92 mm
 H = 140 mm
 W = 510 g
N6666
 TA6=6

ARCOROC Annealed **GLASS**

Norvège

ARCOROC Tempered **GLASS**

PERFECTLY STACKABLE / GLASS SAFETY

Spirale ARCOROC Tempered **GLASS**

PERFECTLY STACKABLE / GLASS SAFETY



32 cl HB
 Ø M = 74 mm
 H = 125 mm
 W = 245 g
61698
 R6/B12=72



27 cl HB
 Ø M = 72 mm
 H = 114 mm
 W = 230 g
60440
 R6/B12=72



25 cl OF
 Ø M = 75 mm
 H = 94 mm
 W = 195 g
61697
 R6/B12=7216



20 cl OF
 Ø M = 72 mm
 H = 88 mm
 W = 175 g
60024
 R6/B12=72



16 cl OF
 Ø M = 65 mm
 H = 82 mm
 W = 135 g
60026
 R6/B12=72



25 cl OF
 Ø M = 82 mm
 H = 84 mm
 W = 180 g
58057
 R6/B12=72



20 cl OF
 Ø M = 77 mm
 H = 77 mm
 W = 165 g
58055
 R6/B12=72

Stacky

ARCOROC Tempered **GLASS**
PERFECTLY STACKABLE / GLASS SAFETY



16 cl OF
Ø M = 68 mm
H = 82 mm
W = 135 g
10751
R6/B12=72



47 cl HB
Ø M = 87 mm
H = 147 mm
W = 370 g
H5641
F6/B4=24



40 cl HB
Ø M = 83 mm
H = 144 mm
W = 350 g
H5642
F6/B4=24



35 cl HB
Ø M = 78 mm
H = 140 mm
W = 315 g
H7763
F6/B4=24

...Stack'up

ARCOROC Tempered **GLASS**
PERFECTLY STACKABLE



29 cl HB
Ø M = 76 mm
H = 119 mm
W = 300 g
H7764
F6/B4=24



32 cl OF
Ø M = 92 mm
H = 92 mm
W = 267 g
H5646
F6/B4=24



26 cl OF
Ø M = 85 mm
H = 92 mm
W = 238 g
J0317
F6/B4=24



21 cl OF
Ø M = 83 mm
H = 80 mm
W = 238 g
H5647
F6/B4=24



4,5 cl OF
Ø M = 50 mm
H = 60 mm
W = 85 g
J8039
F12/B4=48

SAN

Outdoor Perfect

ARCOROC **SAN PLASTIC**
0% BPA / PROFESSIONAL 2000 CYCLES



48 cl HB
Ø M = 81 mm
H = 176 mm
W = 145 g
G2338
F6/B4=24



38 cl HB
Ø M = 76 mm
H = 160 mm
W = 113 g
E9296
F6/B4=24



44 cl OF
Ø M = 95 mm
H = 117 mm
W = 113 g
G2334
F6/B4=24



30 cl OF
Ø M = 83 mm
H = 115 mm
W = 105 g
E9301
F6/B4=24



Collection that has also STEMGLASSES and JUG offers, (P.31, P.38).

Champagne & Cocktail

C&S KRISTA

SHEER RIM / * EFFERVESCENCE PLUS

NEW



21 cl COUPE

Ø M = 94 mm
H = 150 mm
W = 100 g

Q7785
F6/B4=24



30 cl COUPE

Ø M = 120 mm
H = 170 mm
W = 175 g

N6815
F6/B2=12



21 cl COUPE

Ø M = 114 mm
H = 179 mm
W = 168 g

L3678
F6/B4=24



30 cl MARTINI

Ø M = 120 mm
H = 188 mm
W = 220 g

N6831
F6/B2=12
N4594
A12=12



21 cl MARTINI

Ø M = 116 mm
H = 172 mm
W = 187 g

N6887
F6/B2=12



44 cl HURRICANE

Ø M = 79 mm
H = 208 mm
W = 305 g

V3263
F6/B4=24



15 cl NICK & NORA

Ø M = 70 mm
H = 143 mm
W = 100 g

Q3702
F6/B4=24

Villeneuve C&S KRISTA

SHEER RIM



26,5 cl

Ø M = 86 mm
H = 201 mm
W = 162 g

Q5372
A12=12

Brio

ARCOROC Annealed GLASS

SHEER RIM / EFFERVESCENCE PLUS



21 cl

Ø M = 83 mm
H = 192 mm
W = 137 g

L8941
F6/B4=24



16 cl

Ø M = 65 mm
H = 198 mm
W = 127 g

J1478
F6/B4=24



9,5 cl

Ø M = 56 mm
H = 171 mm
W = 94 g

H8466
F6/B4=24

Broadway

ARCOROC Annealed
GLASS

21 cl

Ø M = 118 mm
H = 155 mm
W = 265 g

P8795
F6/B2=12



25 cl

Ø M = 89 mm
H = 188 mm
W = 290 g

Q7932
F6/B4=24



25 cl

Ø M = 115 mm
H = 138 mm
W = 270 g

P8796
F6/B2=12



58 cl

Ø M = 107 mm
H = 195 mm
W = 460 g

P8821
F6/B2=12



15 cl


Ø M = 95 mm
H = 165 mm
W = 139 g

50056
F6/B4=24-

Collection that also has a TUMBLERS offer, (P. 20).

Cocktail

ARCOROC Annealed
GLASS



Hurricane

ARCOROC Annealed

GLASS



44 cl

Ø M = 79 mm
H = 208 mm
W = 305 g

54584
F6/B4=24

Margarita

ARCOROC Annealed

GLASS



27 cl

Ø M = 109 mm
H = 160 mm
W = 208 g

79923
F6/B4=24

Monti

ARCOROC Annealed

GLASS



58 cl GIN

Ø M = 106 mm
H = 187 mm
W = 241 g

Q1257
F6/B2=12



27 cl COUPE

Ø M = 90 mm
H = 154 mm
W = 215 g

Q8201
F6/B2=12



27 cl

Ø M = 79 mm
H = 172 mm
W = 178 g

Q8701
F6/B2=12



21 cl COCKTAIL

Ø M = 116 mm
H = 156 mm
W = 209 g

Q1325
F6/B2=12



14,5 cl

Ø M = 55 mm
H = 157 mm
W = 115 g

39082
F12=12

West Loop

ARCOROC Annealed

GLASS



24 cl

Ø M = 74 mm
H = 182 mm
W = 283 g

P9912
F6/B2=12



14 cl

Ø M = 53 mm
H = 205 mm
W = 255 g

P9913
F6/B2=12



27 cl

Ø M = 113 mm
H = 168 mm
W = 230 g

Q4027
F6/B2=12

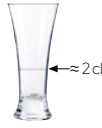


Collection that also has TUMBLERS offers, (P.21).

Martigues ARCOROC Annealed
GLASS



33 cl HB
Ø M = 79 mm
H = 180 mm
W = 271 g
P6002
F6=6



16 cl HB JAUGE
Ø M = 69 mm
H = 151 mm
W = 240 g
18603
F12=12

Kyoto ARCOROC Annealed
GLASS



31 cl
Ø M = 81 mm
H = 179 mm
W = 247 g
P1849
F6/B4=24



Parrot ARCOROC Annealed
GLASS



90 cl
Ø M = 176 mm
H = 190 mm
W = 1300 g
N6647
TA4=4

Skull ARCOROC Annealed
GLASS



90 cl
Ø M = 164 mm
H = 160 mm
W = 1020 g
N6644
A4=4

Shaker

Luminarc Tempered GLASS



58 cl
Ø M = 81 mm
H = 161 mm
W = 299 g
P0677
A6=6





30 cl

Ø M = 79 mm
H = 188 mm
W = 104 g

E9305

F6/B4=24



15 cl

Ø M = 57 mm
H = 217 mm
W = 92 g

E9299

F6/B4=24



30 cl

Ø M = 118 mm
H = 190 mm
W = 89 g

E9293

F6/B4=24



44 cl

Ø M = 75 mm
H = 234 mm
W = 162 g

G0011

F6/B4=24




30 cl

Ø M = 122 mm
H = 176 mm
W = 97 g

E9304

F6/B4=24

Collection that has also TUMBLERS and JUG offers, (P. 27, P. 38).



Cabernet Vins jeunes C&S KRKYSTA

SHEER RIM



≈13 cl

47 cl

Ø M = 97 mm
H = 214 mm
W = 190 g

E 2790
F6/B4=24

Open'Up

C&S KRKYSTA

SHEER RIM



≈ 11 cl

55 cl TANNIC

Ø M = 107 mm
H = 233 mm
W = 207 g

U 1013
F6/B4=24

Reveal'Up C&S KRKYSTA

SHEER RIM / EFFERVESCENCE PLUS



≈10 cl

40 cl SOFT

Ø M = 91 mm
H = 231 mm
W = 191 g

J8743
F6/B4=24
Q8623
F2/B8=16

Séquence C&S KRKYSTA

SHEER RIM



37 cl BEER

Ø M = 80 mm
H = 150 mm
W = 130 g

P0089
F6/B4=24

Sublym C&S KRKYSTA

SHEER RIM



45 cl

Ø M = 87 mm
H = 250 mm
W = 201 g

N1739
F6/B2=12

BEER STEMGLASS

BEER TUMBLER

Cerveise ARCOROC Annealed

GLASS



50 cl

Ø M = 83 mm
H = 192 mm
W = 239 g

07131
F6/B4=24



38 cl

Ø M = 77 mm
H = 179 mm
W = 223 g

07132
F6/B4=24



32 cl

Ø M = 72 mm
H = 166 mm
W = 202 g

07134
F6/B4=24

Linz ARCOROC Annealed

GLASS



39 cl HB

Ø M = 69 mm
H = 206 mm
W = 288 g

25263
F6/B4=24



Nonic

ARCOROC Tempered GLASS

PERFECTLY STACKABLE / GLASS SAFETY



23 oz. HB 66 cl

Ø M = 90 mm
H = 159 mm
W = 315 g

P 4016
A48=48



20 oz. HB 57 cl

Ø M = 87 mm
H = 152 mm
W = 305 g

49357
A48=48



12 oz. HB 34 cl

Ø M = 77 mm
H = 127 mm
W = 205 g

43740
A48=48



10 oz. HB 28 cl

Ø M = 73 mm
H = 115 mm
W = 178 g

43716
A48=48



58 cl HB

Ø M = 84 mm
H = 161 mm
W = 328 g

P 3008
A24=24

Ultimate

ARCOROC Tempered GLASS

HIGH SHOCK RESISTANCE / GLASS SAFETY / THERMAL SHOCK RESISTANT



20 oz. HB 57 cl

Ø M = 90 mm
H = 160 mm
W = 425 g

G 8563
A24=24



40 cl

Ø M = 73 mm
H = 149 mm
W = 265 g

24668
FA12=12



33 cl

Ø M = 67 mm
H = 143 mm
W = 200 g

24670
FA12=12

Bock 25 ARCOROC Tempered

PERFECTLY STACKABLE

GLASS



25 cl

Ø M = 68 mm
H = 89 mm
W = 210 g

E 7104
R6/B8=48

Britannia



20 oz. 57 cl

Ø M = 135 mm
H = 125 mm
W = 520 g

00989
A24=24



10 oz. 28 cl

Ø M = 117 mm
H = 96 mm
W = 340 g

02936
A36=36

Haworth ARCOROC Annealed

GLASS



20 oz. 57 cl

Ø M = 135 mm
H = 131 mm
W = 585 g

13192
A24=24



10 oz. 28 cl

Ø M = 112 mm
H = 103 mm
W = 335 g

04361
A36=36

Open'Up Spirit

C&S KRYSTA

SHEER RIM



16,5 cl AMBIENT

Ø M = 70 mm
H = 170 mm
W = 103 g

U1062
F6/B4=24



39 cl ARDENT

Ø M = 104 mm
H = 132 mm
W = 168 g

U1059
F6/B4=24



Spirits

C&S KRYSTA

SHEER RIM



70 cl COGNAC

Ø M = 113 mm
H = 166 mm
W = 199 g

N8172
F6/B4=24



17 cl RHUM

Ø M = 75 mm
H = 127 mm
W = 105 g

N6374
F6/B4=24



12 cl SHERRY

Ø M = 60 mm
H = 190 mm
W = 79 g

N8209
F6/B4=24



11 cl CORDIAL

Ø M = 60 mm
H = 200 mm
W = 89 g

N8212
F6/B4=24



10 cl GRAPPA

Ø M = 64 mm
H = 182 mm
W = 94 g

N8211
F6/B4=24



6,5 cl CORDIAL

Ø M = 56 mm
H = 158 mm
W = 102 g

N8213
F6/B4=24

Dégustation

ARCOROC Annealed

GLASS



41 cl

Ø M = 95 mm
H = 129 mm
W = 182 g

62664
F6/B4=24



25 cl

Ø M = 82 mm
H = 112 mm
W = 124 g

P9691
F6 = 6

62661
F6/B4



15 cl

Ø M = 67 mm
H = 96 mm
W = 89 g

01476
F12=12

01484
F12/B6=72



1,5 cl HB

Ø M = 38 mm
H = 62 mm
W = 38 g

01105
F10/B30=300

Fine Champagne

ARCOROC Annealed

GLASS

Irish Coffee ARCOROC Tempered
GLASS




24 cl
Ø M= 76 mm
H=139 mm
W= 290 g
37684
F6/B4=24

West Loop ARCOROC Annealed
GLASS



32 cl COGNAC
Ø M= 88 mm
H=129 mm
W= 212 g
P9951
F6/B2=12



SPIRITS TUMBLER

Open'Up Spirit C&S KRYSTA
SHEER RIM



30 cl WARM
Ø M= 99 mm
H= 86 mm
W=156 g
U1032
F6/B4=24
V0828
F2/B6=12

Gin ARCOROC Annealed GLASS



5 cl HB
Ø M= 48 mm
H= 57 mm
W= 60 g
00065
F24/B12=288



3 cl OF
Ø M= 42 mm
H= 52 mm
W= 48 g
00016
F24=24
00024
F24/B12=288



3 cl OF JAUGÉ ← ≈ 2 cl
Ø M= 42 mm
H= 52 mm
W= 48 g
Q9972
F24/B12=288



Hot Shot ARCOROC Annealed
GLASS



7 cl HB
Ø M= 55 mm
H= 85 mm
W= 96 g
G2639
F12/B4=48



3,4 cl HB
Ø M= 45 mm
H= 70 mm
W=105 g
21554
F12/B4=48



6 cl HB
Ø M= 42 mm
H= 90 mm
W= 96 g
47346
F6/B8=48

Vigne ARCOROC Annealed
GLASS

Explore

C&S **KRYSTA**

DROP CONTROL / MOUTH BLOWN



1,3 L

Ø M = 146 mm
H = 324 mm
W = 1010 g

D2138
F1/B2=2

Macaron

C&S **KRYSTA**

DROP CONTROL / MOUTH BLOWN



2 L

Ø M = 163 mm
H = 310 mm
W = 900 g

N1010
F1/B2=2

Collection that has also
STEMGLASSES and
TUMBLERS offers, (P.6, P.18).

Opening

C&S **KRYSTA**

DROP CONTROL / MOUTH BLOWN



0,9 L

Ø M = 210 mm
H = 240 mm
W = 700 g

R0020
F1/B2=2

Open'Up

C&S **KRYSTA**

DROP CONTROL / MOUTH BLOWN



1,4 L

Ø M = 145 mm
H = 314 mm
W = 550 g

D6653
F1/B2=2

Collection that has also
STEMGLASSES and
TUMBLERS offers, (P.6, P.18).

Decanta

ARCOROC Annealed

GLASS



1,6 L


Ø M = 190 mm
H = 236 mm
W = 704 g

V0410
F1/B2=2

Vina

ARCOROC Annealed

GLASS



1,5 L

Ø M = 156 mm
H = 243 mm
W = 770 g

V1308
F1/B2=2

Collection that has also
STEMGLASSES and
TUMBLERS offers, (P.15, P.19).



À vin

ARCOROC Annealed GLASS

Carré

ARCOROC Annealed GLASS


GAUGED ITEM



≈1L
1L
Ø M = 119 mm
H = 203 mm
W = 425 g
C0199
A6=6



≈0,5L
0,5 L
Ø M = 96 mm
H = 164 mm
W = 280 g
C0197
A12=12



≈0,25L
0,25 L
Ø M = 78 mm
H = 132 mm
W = 158 g
C0198
A12=12



≈1L
1L
Ø M = 120 mm
H = 255 mm
W = 750 g
53675
A6=6



≈0,5L
0,5 L
Ø M = 96 mm
H = 199 mm
W = 350 g
53673
A12=12



≈0,25L
0,25 L
Ø M = 62 mm
H = 162 mm
W = 205 g
53674
A12=12

Fluid...

ARCOROC Annealed GLASS



≈1L
1L
Ø M = 101 mm
H = 265 mm
W = 465 g
L3965
A6=6



≈1L
1L + LID
Ø M = 101 mm
H = 265 mm
W = 479 g
L4193
A6=6



...Fluid

ARCOROC Annealed GLASS

* 0% BPA



≈0,75L
0,75 L
Ø M = 96 mm
H = 210 mm
W = 435 g
L6247
A6=6



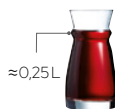
≈0,75L
0,75 L + LID
Ø M = 96 mm
H = 210 mm
W = 449 g
L8689
A6=6



≈0,5L
0,5 L
Ø M = 91 mm
H = 186 mm
W = 435 g
L3963
A6=6



≈0,5L
0,5 L + LID
Ø M = 91 mm
H = 186 mm
W = 449 g
L4194
A6=6



≈0,25L
0,25 L
Ø M = 71 mm
H = 136 mm
W = 210 g
L4212
A12=12



LID
Ø M = 70 mm
H = 39 mm
W = 14 g
L4257
F6/B4=24

Fluid colors

ARCOROC Annealed GLASS

PROFESSIONAL 2000 CYCLES

Funambule Luminarc Annealed GLASS



≈0,75L

0,75 L BLUE

Ø M = 96 mm
H = 210 mm
W = 435 g

Q4033
A6=6



≈0,75L

0,75 L GREEN

Ø M = 96 mm
H = 210 mm
W = 435 g

Q4025
A6=6



≈0,75L

0,75 L WHITE

Ø M = 96 mm
H = 210 mm
W = 435 g

Q4026
A6=6



1 L

Ø M = 88 mm
H = 250 mm
W = 514 g

N4080
A6=6

JUG

Arc Luminarc Annealed GLASS

Arc

ARCOROC Annealed GLASS



1,6 L

Ø M = 165 mm
Ø W/O handle=142 mm
H = 242 mm
W = 920 g

53061
A6=6



1,3 L

Ø M = 163 mm
Ø W/O handle=138 mm
H = 217 mm
W = 760 g

E7254
A6=6



1 L

Ø M = 151 mm
Ø W/O handle=126 mm
H = 202 mm
W = 660 g

E7255
A6=6



0,5 L

Ø M = 126 mm
Ø W/O handle=100 mm
H = 141 mm
W = 320 g

E7258
A12=12

Outdoor Perfect SAN PLASTIC

0% BPA / PROFESSIONAL 2000 CYCLES

Quadro

Luminarc Annealed GLASS



2 L

Ø M = 220 mm
H = 261 mm
W = 634 g

E9298
A12=1

Collection that has also
TUMBLERS
and STEMGLASSES offers.



1,7 L + LID

Ø M = 163 mm
Ø W/O handle=124 mm
H = 256 mm
W = 845 g

30629
A6=6



1,1 L + LID

Ø M = 125 mm
Ø W/O handle=99 mm
H = 242 mm
W = 800 g

70361
A6=6



0,5 L + LID

Ø M = 125 mm
Ø W/O handle=99 mm
H = 157 mm
W = 490 g

75201
A6=6

NEW Spring...

ARCOROC Annealed GLASS



1L
Ø M = 134 mm
Ø W/O handle=94 mm
H = 218 mm
W = 700 g

Q 3907
A6=6



1L + LID
Ø M = 134 mm
Ø W/O handle=94 mm
H = 229 mm
W = 820 g

Q 4272
A6=6



0,75 L
Ø M = 134 mm
Ø W/O handle=90 mm
H = 186 mm
W = 570 g

Q 3606
A6=6



0,75 L + LID
Ø M = 134 mm
Ø W/O handle=90 mm
H = 197 mm
W = 690 g

Q 8264
A6=6



NEW ...Spring

ARCOROC Annealed GLASS



LID | Ø M = 82 mm | **Q 8265**
H = 22 mm | A12=12
W = 120 g



0,5 L
Ø M = 134 mm
Ø W/O handle=90 mm
H = 146 mm
W = 450 g

Q 3909
A12=12



0,5 L + LID
Ø M = 134 mm
Ø W/O handle=90 mm
H = 157 mm
W = 570 g

Q 8263
A12=12

Tivoli

Luminarc Annealed GLASS



1,6 L
Ø M = 168 mm
Ø W/O handle=127 mm
H = 203 mm
W = 915 g

07058
A6=6

ACCESSORIES

Damier

ARCOROC Annealed
GLASS



5 cl
Ø M = 45 mm
H = 83 mm
W = 62 g

00633
A36=36

Empilable

ARCOROC Annealed GLASS

PERFECTLY STACKABLE / * PROFESSIONAL 2000 CYCLES



107 mm
Ø M = 107 mm
H = 35 mm
W = 245 g

C 1320
R6/B4=24



85 mm
Ø M = 85 mm
H = 36 mm
W = 120 g

51257
R6/B4=24



107 mm
Ø M = 107 mm
H = 35 mm
W = 255 g

00187
R6/B4=24



85 mm
Ø M = 85 mm
H = 36 mm
W = 120 g

55878
R6/B4=24



ARCOROC

DINNERWARE
FLATWARE
TO GO
Collections



2023

SUMMARY

- APPETIZER 24
- APPETIZER FILET BLACK 24
- ARCADIE 20
- ARIBA 20
- AROMA 20
- ASPEN 26
- BARIL 24
- BE BOP 24
- BLACK OAK 36
- BOCK 21
- BOCK À THÉ 21
- BOCK SUR PIED 21
- BOURBON STREET 25
- CHIQUITO 25
- COCOON 26
- COMPATIBLE LIDS 32-33-34-35
- COSMOS 26-34-35
- EMPILABLE (hot drinks) 21
- EMPILABLE (bowls) 27
- EMPILABLE WITH LID 34-35
- ESKALE 25
- EVERYDAY 4
- EVOLUTIONS BLACK 4-5
- EVOLUTIONS BLACK SPECIALTIES 6
- EVOLUTIONS GRANIT 4
- EVOLUTIONS SOLUTIONS **new** 5
- EVOLUTIONS WHITE **new** 4-5-27
- EZZO 36
- FOOD BOX 28
- HEAT SYSTEM 6
- HÔTELIÈRE 6-7
- INTENSITY BARIL **new** 7-22
- INTENSITY WHITE **new** 7



• IRISH COFFEE	22
• JAZZED	18
• LATINO	22
• LAZZO	37
• LOUISIANE	25
◦ LOUISON	8-27
• MAEVA	18
• MAEVA BLACK	18
• MAEVA SOYA	18
◦ NEW MORNING	22
• NOVA AQUITANIA	8
• NOVA AQUITANIA LIGHT TURQUOISE	9
• ONCTUOSE	29
• PALMIER	19
• PÉPITE	19
◦ PURE BOX ACTIVE	29
• QUADRO	19
• RESTAURANT	10-11
• RESTAURANT / HÔTELIÈRE	12-13
• SEYCHELLES	19
• SHETLAND	25
• SORBET	19
• SO URBAN new	30-31-35
• STAIRO	14
• TRIANON	14-15
• VERSATILE	19
• VESCA	38
• VOLUTO	23-39
◦ ZÉLIE BLACK	17
◦ ZÉLIE WHITE	16



HB: High Ball.
 OF: Old Fashioned.
 Ø M: Maximum diameter.
 Ø W/O handle: Diameter without handle.
 H: Height.
 W: Weight.



2023 News

◦ Sold under **Luminarc**

Photos are not binding.

The article designations are commercial designations where the size is indicative.

PACKAGING

- C** → Gift box.
 - F** → Closed box. Self-closing or semi-self-closing base.
 - FF** → Closed box with window.
 - R** → Shrink-wrap set.
 - A** → Regular slotted carton used as primary packaging.
 - B** → Types of secondary packaging Master carton.
 - IT** → Industrial transport.
- Example :**
 F6/B4 = 24 - Primary packaging : F
 Master carton : B
 Number of pieces inside the primary packaging : 6
 Number of primary packs in Master carton : 4

Everyday

Luminarc OPAL

PERFECTLY STACKABLE



265 mm
 Ø M = 265 mm
 H = 25 mm
 W = 465 g
H9859
 R6/B4=24



240 mm
 Ø M = 240 mm
 H = 21 mm
 W = 345 g
G0564
 R6/B4=24



190 mm
 Ø M = 190 mm
 H = 16 mm
 W = 235 g
G0565
 R6/B4=24



DEEP 220 mm 65 cl
 Ø M = 220 mm
 H = 33 mm
 W = 340 g
G0563
 R6/B4=24



240 mm 3,1 L
 Ø M = 240 mm
 H = 98 mm
 W = 640 g
G0570
 R6/B1=6



120 mm 33 cl
 Ø M = 120 mm
 H = 53 mm
 W = 155 g
H4122
 R6/B4=24

Evolutions White...

ARCOROC

OPAL



330 x 250 mm
 Ø M = 330 mm
 H = 31 mm
 W = 760 g
N9364
 R6/B2=12

...Evolutions White... / Granit ARCOROC OPAL / Black... ARCOROC Tempered GLASS

PERFECTLY STACKABLE / * PROFESSIONAL 2000 CYCLES

RIMLESS PLATE



270 mm
 Ø M = 270 mm
 H = 18 mm
 W = 500 g
N9360
 R6/B4=24



250 mm
 Ø M = 250 mm
 H = 17 mm
 W = 420 g
N9361
 R6/B4=24



190 mm
 Ø M = 190 mm
 H = 18 mm
 W = 250 g
N9362
 R6/B4=24



160 mm
 Ø M = 160 mm
 H = 14,5 mm
 W = 190 g
V1798
 R6/B4=24



DEEP 200 mm 78 cl
 Ø M = 200 mm
 H = 42 mm
 W = 330 g
N9411
 R6/B4=24

Black *	P1128 - 510g	P1129 - 430g	P1131 - 260g	–	P1130 - 315g
Granit*	P1122 - 500g	P1123 - 420g	P1125 - 250g	–	P1124 - 330g

...Evolutions White

ARCOROC OPAL

/ ...Black

ARCOROC Tempered GLASS

○ Luminarc

PERFECTLY STACKABLE / * PROFESSIONAL 2000 CYCLES

DEEP MULTI PURPOSE PLATE



DEEP 250 mm 1,4 L

Ø M = 250 mm
H = 40 mm
W = 540 g

P9771
R6/B2=12

DEEP 210 mm 95 cl

Ø M = 210 mm
H = 40 mm
W = 410 g

P9772
R6/B2=12

DEEP 170 mm 60 cl

Ø M = 170 mm
H = 40 mm
W = 300 g

P9773
R6/B2=12



DIWALI 210 mm 2,1 L

Ø M = 210 mm
H = 93 mm
W = 610 g

D7410
R6/B2=12



180 mm 1 L

Ø M = 180 mm
H = 75 mm
W = 390 g

N9365
R6/B2=12



145 mm 75 cl

Ø M = 145 mm
H = 79 mm
W = 340 g

N9395
R4/B6=24



120 mm 40 cl

Ø M = 125 mm
H = 55 mm
W = 210 g

V2159
R6/B6=36



90 mm 19 cl

Ø M = 95 mm
H = 46 mm
W = 100 g

N9397
R6/B6=36

* P9774 - 540 g	P9775 - 410 g	P9776 - 350 g	-	P1135 - 340 g	-	-
------------------------	----------------------	----------------------	---	----------------------	---	---

Evolutions Solutions

ARCOROC OPAL

PERFECTLY STACKABLE

NEW

NEW



320 mm PIZZA

Ø M = 320 mm
H = 24 mm
W = 795 g

L2810
R6/B2=12



320 mm PIZZA STRIES

Ø M = 320 mm
H = 17 mm
W = 830 g

V1780
R6/B2=12



290 mm RISOTTO 45 cl

Ø M = 290 mm
H = 58 mm
W = 810 g

V1786
R6/B2=12



280 mm x 230 mm BURGER

Ø M = 280 mm
H = 22 mm
W = 560 g

L2804
R6/B4=24



260 mm 1,2 L

Ø M = 260 mm
H = 46 mm
W = 415 g

P0447
R6/B4=24



215 mm x 190 mm SNACK

Ø M = 215 mm
H = 21 mm
W = 350 g

L2808
R6/B4=24



300 x 260 mm STEAK

Ø M = 300 mm
H = 30 mm
W = 800 g

L2811
R6/B2=12



285 mm PASTA 1,15 L

Ø M = 285 mm
H = 45 mm
W = 620 g

L2805
R6/B2=12

Evolutions Black Specialties

ARCOROC Tempered GLASS

PERFECTLY STACKABLE / PROFESSIONAL 2000 CYCLES



320 mm PIZZA

Ø M = 320 mm
H = 24 mm
W = 815 g

P1139
R6/B2=12



285 mm PASTA 1,5 L

Ø M = 285 mm
H = 45 mm
W = 640 g

P1138
R6/B2=12



260 mm 1,2 L

Ø M = 260 mm
H = 46 mm
W = 435 g

P1141
R6/B4=24



280 mm x 230 mm

Ø M = 280 mm
H = 22 mm
W = 580 g

P1137
R6/B2=12



300 x 260 mm STEAK

Ø M = 300 mm
H = 30 mm
W = 830 g

P1140
R6/B2=12



Heat System

ARCOROC OPAL

PERFECTLY STACKABLE / HEAT MANAGEMENT

Hôtelière

ARCOROC OPAL

PERFECTLY STACKABLE / HEAT MANAGEMENT / * CONTROLLED WEIGHT



230 mm

Ø M = 230 mm
H = 25 mm
W = 580 g

E6776
R6/B4=24



230 mm

Ø M = 230 mm
H = 25 mm
W = 590 g

E6775
R6/B4=24



258 mm

Ø M = 258 mm
H = 20 mm
W = 660 g

N6393
R6/B2=12



235 mm

Ø M = 235 mm
H = 19 mm
W = 525 g

57975
R6/B4=24

Hôtelière

ARCOROC OPAL

PERFECTLY STACKABLE / * CONTROLLED WEIGHT

NEW

Intensity white... ARCOROC

OPAL



195 mm

Ø M = 195 mm
H = 17 mm
W = 310 g

57974
R6/B4=24

155 mm

Ø M = 155 mm
H = 15 mm
W = 220 g

58621
R6/B4=24

DEEP 225 mm 55,5 cl

Ø M = 225 mm
H = 30 mm
W = 515 g

57971
R6/B4=24

275 mm

Ø M = 275 mm
H = 23 mm
W = 770 g

V1653
R6/B2=12

NEW ... Intensity white

ARCOROC OPAL



255 mm

Ø M = 255 mm
H = 19 mm
W = 610 g

V1536
R6/B2=12

240 mm

Ø M = 240 mm
H = 20 mm
W = 540 g

V1537
R6/B4=24

205 mm

Ø M = 205 mm
H = 18 mm
W = 375 g

V1539
R6/B4=24

160 mm

Ø M = 160 mm
H = 17 mm
W = 240 g

V1540
R6/B4=24

DEEP 220 mm 35 cl

Ø M = 220 mm
H = 37 mm
W = 490 g

V1538
R6/B4=24

NEW Intensity Baril

ARCOROC OPAL



29 cl

Ø M = 109 mm
Ø W/O handle=76 mm
H = 103 mm
W = 390 g

Q3630
F6/B4=24



25 cl

Ø M = 106 mm
Ø W/O handle=76 mm
H = 81 mm
W = 295 g

Q3634
F6/B4=24



154 mm

Ø M = 154 mm
H = 23 mm
W = 190 g

Q6147
R6/B4=24



19 cl 140 mm

Ø M = 97 mm Ø M = 140 mm
Ø W/O handle=71 mm
H = 71 mm H = 21 mm
W = 215 g W = 160 g

Q3632 Q3635
F6/B4=24 R6/B4=24



9 cl 120 mm

Ø M = 78 mm Ø M = 120 mm
Ø W/O handle=56 mm
H = 60 mm H = 19 mm
W = 135 g W = 105 g

Q3631 Q3636
F6/B4=24 R6/B4=24

⊕ Saucer 154 **Q6147**

Louison

Luminarc Tempered GLASS

PERFECTLY STACKABLE



320 mm
 Ø M = 320 mm
 H = 17 mm
 W = 880 g
N8804
 F6=6



270 mm
 Ø M = 270 mm
 H = 18 mm
 W = 620 g
L6084
 R6/B2=12



250 mm
 Ø M = 250 mm
 H = 18 mm
 W = 515 g
L4210
 R6/B2=12



190 mm
 Ø M = 190 mm
 H = 18 mm
 W = 310 g
L6350
 R6/B2=12



260 mm 2,7 L
 Ø M = 260 mm
 H = 86 mm
 W = 770 g
N2420
 A6=6



200 mm 1,06 L
 Ø M = 200 mm
 H = 60 mm
 W = 455 g
L6498
 R6/B2=12



160 mm 47 cl
 Ø M = 160 mm
 H = 45 mm
 W = 270 g
L7422
 R6/B2=12



Nova Aquitania

ARCOROC OPAL

PERFECTLY STACKABLE



225 mm
 Ø M = 225 mm
 H = 19,5 mm
 W = 290 g
P0157
 A24=24



155 mm
 Ø M = 155 mm
 H = 14 mm
 W = 150 g
P8101
 A24=24



225 mm 56 cl
 Ø M = 225 mm
 H = 26 mm
 W = 340 g
Q3295
 A24=24



130 mm 20 cl
 Ø M = 130 mm
 H = 35 mm
 W = 150 g
P8102
 R6/B6=36



132 mm 50 cl
 Ø M = 132 mm
 H = 68 mm
 W = 225 g
P8392
 R6/B6=36

Nova Aquitania Light Turquoise

ARCOROC **OPAL**

PERFECTLY STACKABLE / PROFESSIONAL 2000 CYCLES



225 mm
 Ø M = 225 mm
 H = 20 mm
 W = 290 g
Q6208
 A24=24



155 mm
 Ø M = 155 mm
 H = 14 mm
 W = 150 g
Q6207
 A24=24



130 mm 20 cl
 Ø M = 130 mm
 H = 37 mm
 W = 150 g
Q6209
 R6/B6=36



Restaurant

PERFECTLY STACKABLE / * CONTROLLED WEIGHT / ■ HEAT MANAGEMENT / • PROFESSIONAL 2000 CYCLES



252 mm
 Ø M = 252 mm
 H = 25 mm
 W = 640 g
P 3972
 R6/B2=12



235 mm
 Ø M = 235 mm
 H = 26 mm
 W = 505 g
22522
 R6/B4=24



225 mm
 Ø M = 225 mm
 H = 22 mm
 W = 495 g
29337
 R6/B4=24

<i>F. Bordeaux</i>	•	P 3955	22589
<i>F. Delft</i>	•	P 3956	22597
<i>Brush Cherry</i>	•	P 3947	H 2684
<i>Brush Blue Jean</i>	•	P 3946	H 3607
<i>Brush Blue</i>	•	P 3945	48926
<i>Brush Dark Green</i>	•	Q 8107	Q 8108
<i>Brush Green</i>	•	P 3948	49041
<i>Brush Orange</i>	•	P 3949	49120
<i>Brush Terracotta</i>	•	Q 8135	Q 8145
<i>Brush Yellow</i>	•	P 3951	49117



195 mm
 Ø M = 195 mm
 H = 22 mm
 W = 320 g
22530
 R6/B4=24



155 mm
 Ø M = 155 mm
 H = 18 mm
 W = 215 g
22506
 R6/B4=24



DEEP 225 mm 69 cl
 Ø M = 225 mm
 H = 35 mm
 W = 520 g
22514
 R6/B4=24

<i>F. Bordeaux</i>	•	22605	22548	22563
<i>F. Delft</i>	•	22613	22555	22571
<i>Brush Cherry</i>	•	H 2685	H 2686	H 2687
<i>Brush Blue Jean</i>	•	H 3608	H 3609	H 3610
<i>Brush Blue</i>	•	49150	48932	54759
<i>Brush Dark Green</i>	•	Q 8109	Q 8110	Q 8112
<i>Brush Green</i>	•	49142	49115	54754
<i>Brush Orange</i>	•	49138	49122	54753
<i>Brush Terracotta</i>	•	Q 8146	Q 8148	Q 8149
<i>Brush Yellow</i>	•	49139	49118	54757



300 x 260 mm
 Ø M = 300 mm
 H = 30 mm
 W = 800 g
49145
 R6/B2=12



290 x 210 mm
 Ø M = 290 mm
 H = 25 mm
 W = 640 g
P3967
 R6/B2=12



HALF DEEP 250 mm
 Ø M = 250 mm
 H = 28 mm
 W = 760 g
L6850
 R6/B2=12

MTO *Make to order*



230 mm
 Ø M = 230 mm
 H = 25 mm
 W = 680 g
L6824
 R6/B2=12



230 mm
 Ø M = 230 mm
 H = 25 mm
 W = 710 g
N4839
 R6/B2=12



120 mm 40 cl
 Ø M = 120 mm
 H = 62 mm
 W = 230 g
L6887
 R6/B4=24





170 mm 1,1 L
Ø M = 170 mm
H = 78 mm
W = 480 g

43315
R6/B6=36



140 mm 48 cl
Ø M = 140 mm
H = 52 mm
W = 270 g

43317
R6/B6=36



120 mm 31,5 cl
Ø M = 120 mm
H = 47 mm
W = 200 g

43319
R6/B6=36



160 mm 275 cl
Ø M = 160 mm
H = 37 mm
W = 255 g

25293
R6/B6=36

F. Bordeaux	•	—
F. Delft	•	—
Valérie Coral	•	—
Brush Cherry	•	Q8130
Brush Blue Jean	•	—
Brush Blue	•	—
Brush Dark Green	•	—
Brush Green	•	Q8121
Brush Orange	•	—
Brush Terracotta	•	—
Brush Yellow	•	—

—
—
—
Q8130
—
—
—
Q8121
—
—
—



50420
55856
56325
H2779
H3615
C3777
Q8113
C3775
C3778
Q8150
C3776



120 mm 11 cl
Ø M = 120 mm
H = 26 mm
W = 150 g

25285
R6/B6=36



160 mm 52 cl
Ø M = 160 mm
H = 51 mm
W = 350 g

50061
R6/B4=24



140 x 90 mm 28 cl
Ø M = 140 mm
H = 35 mm
W = 220 g

55391
R6/B4=24



110 mm 22 cl
Ø M = 110 mm
H = 36 mm
W = 195 g

18962
R6/B4=24


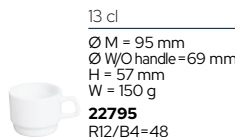
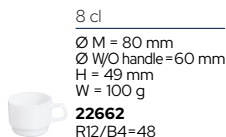
F. Bordeaux	•	—
F. Delft	•	—
Valérie Coral	•	—
Brush Cherry	•	H2691
Brush Blue Jean	•	H3611
Brush Blue	•	48979
Brush Dark Green	•	—
Brush Green	•	49116
Brush Orange	•	—
Brush Terracotta	•	—
Brush Yellow	•	—

—
—
—
H2691
H3611
48979
—
49116
—
—
—



—
—
—
Q8129
—
—
—
Q8122
—
—
—

—
—
—
H2778
H3611
C0646
—
—
—
—
—



19 cl
 Ø M = 105 mm
 Ø W/O handle = 78 mm
 H = 64 mm
 W = 190 g

22837
 R12/B4=48



22 cl
 Ø M = 104 mm
 Ø W/O handle = 77 mm
 H = 74 mm
 W = 200 g

25269
 R12/B4=48



140 mm
 Ø M = 140 mm
 H = 20 mm
 W = 190 g

22720
 R6/B8=48



25 cl
 Ø M = 114 mm
 Ø W/O handle = 85 mm
 H = 70 mm
 W = 210 g

14611
 R6/B6=36



153 mm
 Ø M = 153 mm
 H = 21 mm
 W = 215 g

22712
 R6/B6=36

•	22845	-	-
•	22852	-	-
•	59829	-	58683
•	H2785	-	H2786
•	H3620	-	H3621
•	C3781	-	C3785
•	Q8115	-	Q8117
•	C3779	-	C3783
•	C3782	-	C3787
•	Q8152	-	Q8154
•	C3780	-	C3784



25 cl
 Ø M = 100 mm
 Ø W/O handle = 70 mm
 H = 89 mm
 W = 240 g

36140
 R6/B6=36



29 cl
 Ø M = 110 mm
 Ø W/O handle = 79 mm
 H = 89 mm
 W = 265 g

18316
 R6/B6=36



50 cl
 Ø M = 131 mm
 H = 70 mm
 W = 230 g

C1514
 R6/B6=36



51 cl
 Ø M = 132 mm
 H = 74 mm
 W = 265 g

17144
 R6/B6=36



31 cl
 Ø M = 151 mm
 Ø W/O handle = 102 mm
 H = 60 mm
 W = 250 g

28891
 R6/B4=24

•	-	-
•	-	-
•	-	C3479
•	H2787	-
•	H3622	-
•	54736	-
•	-	-
•	54734	-
•	54719	-
•	-	-
•	54735	-



17147
17145
17148
H2781
H3619
54699
-
54700
54557
-
54704



Stairo

ARCOROC OPAL

○ Luminarc

PERFECTLY STACKABLE



270 mm
 Ø M = 270 mm
 H = 25 mm
 W = 360 g
L3576
 R6/B4=24



250 mm
 Ø M = 250 mm
 H = 23 mm
 W = 360 g
L3577
 R6/B4=24



235 mm
 Ø M = 235 mm
 H = 21,5 mm
 W = 330 g
L5271
 R6/B4=24



190 mm
 Ø M = 190 mm
 H = 19 mm
 W = 220 g
L3579
 R6/B4=24



DEEP 235 mm 80 cl
 Ø M = 235 mm
 H = 32 mm
 W = 360 g
L3578
 R6/B4=24



HARENA
 270 mm 3L
 Ø M = 270 mm
 H = 98 mm
 W = 740 g
L2970
 R6/B1=6



160 mm 45 cl
 Ø M = 160 mm
 H = 44 mm
 W = 250 g
L9928
 R6/B4=24



200 mm 88 cl
 Ø M = 200 mm
 H = 53 mm
 W = 350 g
L9929
 R6/B4=24



132 mm 50 cl
 Ø M = 132 mm
 H = 68 mm
 W = 230 g
L3581
 R6/B6=36

Trianon...

ARCOROC OPAL

○ Luminarc

PERFECTLY STACKABLE / * CONTROLLED WEIGHT



310 mm
 Ø M = 310 mm
 H = 25 mm
 W = 715 g
P4366
 F4=4



273 mm
 Ø M = 273 mm
 H = 24 mm
 W = 490 g
N8244
 R6/B4=24



245 mm
 Ø M = 245 mm
 H = 24 mm
 W = 360 g
D6890
 R6/B6=36



195 mm
 Ø M = 195 mm
 H = 16 mm
 W = 245 g
D6887
 R6/B6=36



155 mm
 Ø M = 155 mm
 H = 13 mm
 W = 160 g
D6886
 R6/B6=36



DEEP 225 mm 67 cl
 Ø M = 225 mm
 H = 35 mm
 W = 365 g
D6889
 R6/B6=36



350 x 260 mm

Ø M = 350 mm
H = 26 mm
W = 620 g

D6877
R4/B4=16



290 x 210 mm

Ø M = 290 mm
H = 23 mm
W = 500 g

D6891
R4/B4=16



220 x 140 mm

Ø M = 220 mm
H = 28 mm
W = 245 g

D6885
R6/B6=36



240 mm 2,5 L

Ø M = 240 mm
H = 98 mm
W = 730 g

D6881
R6/B1=6



180 mm 1,05 L

Ø M = 180 mm
H = 77 mm
W = 410 g

D6882
R6/B2=12



120 mm 34 cl

Ø M = 120 mm
H = 56 mm
W = 165 g

D6884
R6/B6=36



160 mm 56,5 cl

Ø M = 160 mm
H = 52 mm
W = 245 g

D6883
R8/B6=48



22 cl

Ø M = 106 mm
Ø W/O handle=87 mm
H = 66 mm
W = 160 g

D6921
R6/B6=36



145 mm

Ø M = 140 mm
H = 16 mm
W = 155 g

D6925
R6/B8=48



28 cl

Ø M = 114 mm
Ø W/O handle=93 mm
H = 72 mm
W = 190 g

D6922
R6/B6=36



160 mm

Ø M = 160 mm
H = 18 mm
W = 195 g

D6926
R6/B8=48



29 cl

Ø M = 112 mm
Ø W/O handle=81 mm
H = 90 mm
W = 250 g

D6880
R6/B6=36



46 cl

Ø M = 130 mm
H = 71 mm
W = 265 g

D6878
R6/B6=36



30 cl

Ø M = 144 mm
Ø W/O handle=98 mm
H = 59 mm
W = 250 g

D6879
R6/B4=24

Zélie White

Luminarc OPAL

PERFECTLY STACKABLE



250 mm
 Ø M = 250 mm
 H = 26 mm
 W = 360 g
V3729
 A24=24



200 mm 75 cl
 Ø M = 200 mm
 H = 42 mm
 W = 300 g
V3730
 A24=24



180 mm
 Ø M = 180 mm
 H = 21 mm
 W = 220 g
V3731
 A24=24



160 mm 55 cl
 Ø M = 160 mm
 H = 52 mm
 W = 240 g
V3772
 A24=24



120 mm 40 cl
 Ø M = 160 mm
 H = 70 mm
 W = 230 g
V3787
 A24=24



Zélie Black

Luminarc Tempered GLASS

PERFECTLY STACKABLE / PROFESSIONAL 2000 CYCLES



250 mm
 Ø M = 250 mm
 H = 26 mm
 W = 375 g
V3821
 A24=24



200 mm 75 cl
 Ø M = 200 mm
 H = 42 mm
 W = 315 g
V3890
 A24=24



180 mm
 Ø M = 180 mm
 H = 21 mm
 W = 220 g
V3891
 A24=24



160 mm 55 cl
 Ø M = 160 mm
 H = 52 mm
 W = 260 g
V3893
 A24=24



Jazzed

ARCOROC Annealed GLASS



41 cl

Ø M = 123 mm
H = 198 mm
W = 728 g

N8367
F6/B2=12



25 cl

Ø M = 125 mm
H = 92 mm
W = 390 g

L6753
F6/B2=12



25 cl FROZEN

Ø M = 125 mm
H = 92 mm
W = 390 g

L6756
F6/B2=12



Maeva

ARCOROC Annealed GLASS



35 cl DIAMANT

Ø M = 119 mm
H = 74 mm
W = 320 g

L6690
F6/B4=24



20 cl DIAMANT

Ø M = 100 mm
H = 62 mm
W = 205 g

L6689
F6/B4=24



35 cl VINTAGE

Ø M = 119 mm
H = 74 mm
W = 320 g

L6692
F6/B4=24



20 cl VINTAGE

Ø M = 100 mm
H = 62 mm
W = 205 g

L6691
F6/B4=24

Maeva Black

ARCOROC Black annealed GLASS



20 cl DIAMANT BLACK

Ø M = 100 mm
H = 62 mm
W = 320 g

V1747
F6/B2=12



20 cl VINTAGE BLACK

Ø M = 100 mm
H = 62 mm
W = 205 g

V1749
F6/B2=12

Maeva Soya

ARCOROC Spray annealed GLASS



35 cl DIAMANT

Ø M = 119 mm
H = 74 mm
W = 320 g

Q8099
F6/B4=24



20 cl DIAMANT

Ø M = 100 mm
H = 62 mm
W = 205 g

Q8098
F6/B4=24



35 cl VINTAGE

Ø M = 119 mm
H = 74 mm
W = 320 g

Q8103
F6/B4=24



20 cl VINTAGE

Ø M = 100 mm
H = 62 mm
W = 205 g

Q8102
F6/B4=24



Palmier ARCOROC Annealed
GLASS



37 cl HB
Ø M = 120 mm
H = 200 mm
W = 510 g
58012
F6/B4=24



21 cl OF
Ø M = 127 mm
H = 100 mm
W = 310 g
58010
F6/B4=24



20 cl
Ø M = 108 mm
H = 60 mm
W = 190 g
53496
R6/B4=24

Pêpite ARCOROC Annealed
PERFECTLY STACKABLE GLASS



Quadro ARCOROC Annealed
GLASS



36 cl
Ø M = 82 mm
H = 190 mm
W = 426 g
12615
F6/B4=24



Seychelles ARCOROC Annealed
GLASS



20 cl
Ø M = 105 mm
H = 80 mm
W = 205 g
34741
R6/B4=24

Sorbet ARCOROC Annealed
GLASS



38 cl
Ø M = 117 mm
H = 94 mm
W = 302 g
43121
R6/B4=24



21 cl
Ø M = 100 mm
H = 78 mm
W = 200 g
50998
R6/B4=24

Versatile ARCOROC Annealed
GLASS



12 cl
Ø M = 98 mm
H = 88 mm
W = 115 g
H3951
R6/B4=24



4 cl
Ø M = 66 mm
H = 59 mm
W = 48 g
H4668
R12/B4=48

Arcadie

ARCOROC Tempered GLASS



40 cl HB
 Ø M = 93 mm
 H = 126 mm
 W = 350 g
Q2751
 F6/B4=24



35 cl OF
 Ø M = 96 mm
 H = 98 mm
 W = 280 g
Q2750
 F6/B4=24



140 mm
 Ø M = 144 mm
 H = 20 mm
 W = 195 g
Q3700
 R6/B4=24



24 cl OF
 Ø M = 85 mm
 H = 86 mm
 W = 175 g
Q2967
 F6/B4=24



16 cl OF
 Ø M = 73 mm
 H = 73 mm
 W = 135 g
Q2234
 F6/B4=24



9 cl OF 112 mm
 Ø M = 62 mm Ø M = 112 mm
 H = 63 mm H = 16 mm
 W = 85 g W = 110 g
Q2233 Q3701
 F6/B4=24 R6/B4=24



⊕ Saucer 140 **Q3700**

⊕ AROMA Saucer 140
L3697

⊕ Saucer 112 **Q3701**

Ariba Luminarc Tempered GLASS



50 cl
 Ø M = 132 mm
 H = 68 mm
 W = 240 g
E 9610
 R6/B1=6



Aroma

ARCOROC Tempered GLASS

PERFECTLY STACKABLE



22 cl
 Ø M = 100 mm
 Ø W/O handle = 77 mm
 H = 85 mm
 W = 190 g
C1511
 R12/B4=48



140 mm *
 Ø M = 140 mm
 H = 21 mm
 W = 154 g
L3697
 R6/B8=48



8 cl
 Ø M = 76 mm
 Ø W/O handle = 58 mm
 H = 64 mm
 W = 95 g
C1360
 R12/B4=48



120 m **
 Ø M = 120 mm
 H = 19 mm
 W = 105 g
J9827
 R6/B8=48

* Goes with cups Voluto 40 cl, 32 cl, 25 cl, 22 cl, (P. 23), and with Arcadie 24 cl, (P. 20).

** Goes with cups Voluto 9 cl, (P. 23).

Bock

ARCOROC Tempered GLASS

PERFECTLY STACKABLE



25 cl

Ø M = 103 mm
Ø W/O handle = 72 mm
H = 89 mm
W = 240 g

E7104
R6/B8=48



Bock à thé

ARCOROC Tempered GLASS



23 cl

Ø M = 105 mm
Ø W/O handle = 75 mm
H = 106 mm
W = 270 g

47580
R6/B4=24

Bock sur pied

ARCOROC Tempered GLASS



29 cl

Ø M = 105 mm
Ø W/O handle = 71 mm
H = 142 mm
W = 375 g

11874
F4/B6=24

OPAL

Empilable

○ Luminarc

ARCOROC OPAL

PERFECTLY STACKABLE



28 cl 160 mm

Ø M = 117 mm Ø M = 160 mm
Ø W/O handle = 92 mm
H = 60 mm H = 21 mm
W = 225 g W = 215 g

G2725 G2722
R6/B4=24 R6/B8=48



22 cl 140 mm

Ø M = 104 mm Ø M = 140 mm
Ø W/O handle = 79 mm
H = 65 mm H = 19 mm
W = 200 g W = 150 g

H7795 O1526
R6/B4=24 R6/B12=72



14 cl 130 mm

Ø M = 99 mm Ø M = 130 mm
Ø W/O handle = 75 mm
H = 49 mm H = 18 mm
W = 145 g W = 150 g

G2724 22738
R6/B4=24 R6/B8=48

NEW

Intensity Baril

ARCOROC OPAL



29 cl
 Ø M = 109 mm
 Ø W/O handle = 76 mm
 H = 103 mm
 W = 390 g
Q3630
 F6/B4=24



25 cl
 Ø M = 106 mm
 Ø W/O handle = 76 mm
 H = 81 mm
 W = 295 g
Q3634
 F6/B4=24



154 mm
 Ø M = 154 mm
 H = 23 mm
 W = 190 g
Q6147
 R6/B4=24

⊕ Saucer 154 **Q6147**



19 cl 140 mm
 Ø M = 97 mm Ø M = 140 mm
 Ø W/O handle = 71 mm
 H = 71 mm H = 21 mm
 W = 215 g W = 160 g
Q3632 Q3635
 F6/B4=24 R6/B4=24



9 cl 120 mm
 Ø M = 78 mm Ø M = 120 mm
 Ø W/O handle = 56 mm
 H = 60 mm H = 19 mm
 W = 135 g W = 105 g
Q3631 Q3636
 F6/B4=24 R6/B4=24

TEMPERED GLASS

Irish coffee ARCOROC Tempered GLASS



24 cl
 Ø M = 88 mm
 Ø W/O handle = 76 mm
 H = 140 mm
 W = 295 g
37684
 F6/B4=24

Latino ARCOROC Tempered GLASS



29 cl
 Ø M = 99 mm
 Ø W/O handle = 78 mm
 H = 150 mm
 W = 372 g
G3871
 F6/B4=24



OPAL

New Morning Luminarc Tempered GLASS



32 cl
 Ø M = 112 mm
 Ø W/O handle = 80 mm
 H = 111 mm
 W = 290 g
P8859
 FA6/B4=24

New Morning Luminarc OPAL



32 cl
 Ø M = 112 mm
 Ø W/O handle = 80 mm
 H = 111 mm
 W = 290 g
P8858
 FA6/B4=24

Voluto

ARCOROC Tempered GLASS



40 cl *
 Ø Max = 111 mm
 Ø W/O handle=82 mm
 H = 123 mm
 W = 310 g
L 3696
 R6/B4=24



32 cl *
 Ø M =106 mm
 Ø W/O handle=78 mm
 H = 111 mm
 W = 280 g
L 3694
 R6/B4=24



25 cl *
 Ø M = 104 mm
 Ø W/O handle=77 mm
 H = 91 mm
 W = 230 g
L 3693
 R6/B4=24



22 cl *
 Ø M = 107 mm
 Ø W/O handle=82 mm
 H = 71 mm
 W = 190 g
L 3692
 R6/B4=24



9 cl **
 Ø M = 83 mm
 Ø W/O handle=58 mm
 H = 68 mm
 W = 135 g
L 3695
 R6/B4=24

* Goes with saucer Aroma 140 mm, (P. 20).

** Goes with saucer Aroma 120 mm, (P. 20).



50 cl
 Ø M = 145 mm
 Ø W/O handle=115 mm
 H = 74 mm
 W = 335 g
L 3691
 A6=6



HOT DRINKS

STAINLESS STEEL

Voluto

ARCOROC STAINLESS STEEL

HIGH QUALITY 18/0



	L	Ref	Pack
A. Demi tasse spoon	115 mm	T 7511	C12/B4
B. Tea spoon	135 mm	T 7510	C12/B4
C. Grand tea spoon	155 mm	T 7528	C12/B4
D. Coffee Latte/Iced tea spoon	200 mm	T 7518	C12/B4



Appetizer

ARCOROC PORCELAIN



140 x 100 mm
 Ø M = 140 mm
 H = 30 mm
 W = 88 g
R0739
 R6/B4=24



145 x 70 mm
 Ø M = 145 mm
 H = 23 mm
 W = 116 g
R0736
 R6/B4=24



95 mm
 Ø M = 95 mm
 H = 20 mm
 W = 94 g
R0737
 R6/B4=24



100 mm 6 cl
 Ø M = 100 mm
 H = 40 mm
 W = 76 g
R0740
 R6/B4=24



100 mm 12 cl
 Ø M = 100 mm
 H = 40 mm
 W = 95 g
R0742
 R6/B4=24



105 mm
 Ø M = 105 mm
 H = 28 mm
 W = 43 g
R0738
 R6/B4=24



85 mm 10 cl
 Ø M = 85 mm
 H = 50 mm
 W = 93 g
R0743
 R6/B4=24



90 mm 14 cl
 Ø M = 90 mm
 H = 48 mm
 W = 136 g
R0735
 R6/B4=24



95 mm 15 cl
 Ø M = 95 mm
 H = 60 mm
 W = 113 g
R0741
 R6/B4=24



95 mm 6,5 cl
 Ø M = 95 mm
 H = 45 mm
 W = 90 g
R0744
 R6/B4=24



Appetizer Filet Black

ARCOROC PORCELAIN



95 mm CARRÉE
 Ø M = 95 mm
 H = 20 mm
 W = 94 g
Q 8192
 R6/B4=24



100 mm HAUTE 6 cl
 Ø M = 100 mm
 H = 40 mm
 W = 76 g
Q 8193
 R6/B4=24



85 mm SPIRAL 10 cl
 Ø M = 85 mm
 H = 50 mm
 W = 93 g
Q 8189
 R6/B4=24



90 mm CARRÉE 14 cl
 Ø M = 90 mm
 H = 48 mm
 W = 136 g
Q 8195
 R6/B4=24



95 mm LUDICO 5 cl
 Ø M = 95 mm
 H = 60 mm
 W = 113 g
Q 8191
 R6/B4=24



95 mm 6,5 cl
 Ø M = 95 mm
 H = 45 mm
 W = 90 g
Q 8196
 R6/B4=24

Baril

ARCOROC Annealed GLASS



16 cl HB
 Ø M = 57 mm
 H = 80 mm
 W = 92 g
N6550
 F12/B4=48



30 cl
 Ø M = 84 mm
 H = 82 mm
 W = 200 g
L 8687
 F6/B4=24



21 cl
 Ø M = 82 mm
 H = 59 mm
 W = 125 g
N4788
 F6/B4=24

Be Bop

ARCOROC Tempered GLASS

Bourbon Street ARCOROC Annealed
GLASS



6 cl HB
 Ø M = 49 mm
 H = 78,5 mm
 W = 120 g
Q5000
 F12/B2=24

Chiquito ARCOROC Tempered
GLASS SAFETY GLASS



23 cl OF
 Ø M = 82 mm
 H = 59 mm
 W = 145 g
J4764
 F6=6

Eskale ARCOROC Tempered GLASS
GLASS SAFETY



42 cl OF
 Ø M = 97 mm
 H = 96 mm
 W = 315 g
L3749
 FA6/B4=24



31 cl OF
 Ø M = 91 mm
 H = 87 mm
 W = 248 g
L3750
 FA6/B4=24



18 cl OF
 Ø M = 77 mm
 H = 78 mm
 W = 180 g
L3751
 FA6/B4=24



9 cl OF
 Ø M = 62 mm
 H = 64 mm
 W = 110 g
L7172
 FA6/B4=24
N6551 Appetizer set
 F12/B4=48



BUFFET

Louisiane ARCOROC Annealed
GLASS



6 cl HB
 Ø M = 49 mm
 H = 78,5 mm
 W = 115 g
Q4997
 F12/B2=24



Shetland ARCOROC Annealed
GLASS



9 cl HB
 Ø M = 60 mm
 H = 78 mm
 W = 100 g
C8222
 F12/B4=48

Aspen

Luminarc Tempered GLASS



270 mm 2,7 L
 Ø M = 270 mm
 H = 100 mm
 W = 850 g
06652
 A6=6



230 mm 2,4 L
 Ø M = 230 mm
 H = 88 mm
 W = 630 g
10407
 A12=12



120 mm 39 cl
 Ø M = 120 mm
 H = 54 mm
 W = 165 g
H4908
 R6/B4=24



Cocoon

Luminarc Tempered GLASS



240 mm 3,6 L
 Ø M = 240 mm
 H = 132 mm
 W = 1220 g
G1698
 A4=4



180 mm 1,5 L
 Ø M = 180 mm
 H = 98 mm
 W = 535 g
41879
 A6=6



120 mm 41 cl
 Ø M = 120 mm
 H = 67 mm
 W = 250 g
41882
 R6/B6=36



60 mm 4,5 cl
 Ø M = 60 mm
 H = 33 mm
 W = 45 g
41884
 R6/B6=36

Cosmos

Luminarc Tempered GLASS



280 mm 4,9 L
 Ø M = 280 mm
 H = 134 mm
 W = 1460 g
44029
 A6=6



230 mm 2,6 L
 Ø M = 230 mm
 H = 110 mm
 W = 755 g
E8859
 R6/B1=6



200 mm 1,7 L
 Ø M = 200 mm
 H = 95 mm
 W = 510 g
30362
 R6/B2=12



170 mm 1 L
 Ø M = 170 mm
 H = 80 mm
 W = 325 g
H5360
 R6/B4=24



140 mm 56,5 cl
 Ø M = 140 mm
 H = 66 mm
 W = 240 g
64091
 A12=12



120 mm 39 cl
 Ø M = 120 mm
 H = 59 mm
 W = 180 g
64089
 A12=12

* Also available with lid - Compatible lids, (P. 34/35).

Empilable

ARCOROC Tempered GLASS

PERFECTLY STACKABLE



290 mm 6 L
 Ø M = 290 mm
 H = 133 mm
 W = 1760 g
10029
 A6=6



260 mm 4,3 L
 Ø M = 260 mm
 H = 115 mm
 W = 1200 g
09994
 A6=6



230 mm 2,9 L
 Ø M = 230 mm
 H = 106 mm
 W = 880 g
V4034
 A6=6



200 mm 1,8 L
 Ø M = 200 mm
 H = 92 mm
 W = 640 g
V4042
 R6/B1=6



170 mm 1,1 L
 Ø M = 170 mm
 H = 79 mm
 W = 440 g
10027
 R6/B4=24



140 mm 62,5 cl
 Ø M = 140 mm
 H = 62 mm
 W = 270 g
10003
 R6/B6=36



120 mm 38,5 cl
 Ø M = 120 mm
 H = 54 mm
 W = 230 g
10000
 R6/B6=36



100 mm 24 cl
 Ø M = 100 mm
 H = 45 mm
 W = 140 g
10019
 R6/B6=36



90 mm 15 cl
 Ø M = 90 mm
 H = 39 mm
 W = 85 g
10040
 R6/B6=36



70 mm 7,5 cl
 Ø M = 70 mm
 H = 32 mm
 W = 70 g
10018
 R6/B6=36



60 mm 3,5 cl
 Ø M = 60 mm
 H = 25 mm
 W = 40 g
10011
 R6/B6=36



140 x 91 mm 28 cl
 Ø M = 140 mm
 H = 35 mm
 W = 230 g
64473
 R3/B8=24

* Also available with lid - Compatible lids, (P. 34/35).

Evolutions White

ARCOROC OPAL

○ Luminarc



DIWALI
 210 mm 2,1 L
 Ø M = 210 mm
 H = 93 mm
 W = 610 g
D7410
 R6/B2=12



180 mm 1 L
 Ø M = 180 mm
 H = 75 mm
 W = 390 g
N9365
 R6/B2=12



145 mm 75 cl
 Ø M = 145 mm
 H = 79 mm
 W = 340 g
N9395
 R4/B6=24



120 mm 40 cl
 Ø M = 125 mm
 H = 55 mm
 W = 210 g
V2159
 R6/B6=36



90 mm 19 cl
 Ø M = 95 mm
 H = 46 mm
 W = 100 g
N9397
 R6/B6=36



Louison

Luminarc Tempered GLASS

PERFECTLY STACKABLE



320 mm
 Ø M = 320 mm
 H = 17 mm
 W = 880 g
N8804
 F6=6



260 mm 2,7 L
 Ø M = 260 mm
 H = 86 mm
 W = 770 g
N2420
 A6=6



200 mm 1,06 L
 Ø M = 200 mm
 H = 60 mm
 W = 455 g
L6498
 R6/B2=12



160 mm 47 cl
 Ø M = 160 mm
 H = 45 mm
 W = 270 g
L7422
 R6/B2=12



38 cl*
 Ø M = 140x105 mm
 H = 52 mm
 W = 260 g
Q 3539
 A12=12



38 cl* + LID assembled
 Ø M = 146x110 mm
 H = 54 mm
 W = 286 g
Q 3565
 A12=12



LID for 38 cl*
 Ø M = 146x110 mm
 H = 18 mm
 W = 26 g
Q 3535
 A12=12



82 cl*
 Ø M = 179x133 mm
 H = 60 mm
 W = 440 g
Q 3540
 A12=12



82 cl* + LID assembled
 Ø M = 186x138 mm
 H = 62 mm
 W = 488 g
Q 3566
 A12=12



LID for 82 cl*
 Ø M = 186x138 mm
 H = 18 mm
 W = 48 g
Q 3572
 A12=12



122 cl*
 Ø M = 206x152 mm
 H = 64 mm
 W = 598 g
Q 3542
 A12=12



122 cl* + LID assembled
 Ø M = 212x157 mm
 H = 66 mm
 W = 669 g
Q 3567
 A12=12



LID for 122 cl*
 Ø M = 212x157 mm
 H = 19 mm
 W = 71 g
Q 3537
 A12=12



197 cl*
 Ø M = 241x177 mm
 H = 70 mm
 W = 853 g
Q 3544
 A6=6



197 cl* + LID assembled
 Ø M = 247x182 mm
 H = 72 mm
 W = 959 g
Q 3568
 A6=6



LID for 197 cl*
 Ø M = 247x182 mm
 H = 19 mm
 W = 106 g
Q 3573
 A12=12

Onctuose

ARCOROC Tempered **GLASS**

PROFESSIONAL 2000 CYCLES / PE Lid



22 cl Toleranced

Ø M = 82 mm
H = 59 mm
W = 145 g

Q 6197
A24=24



22 cl
+ LID assembled

Ø M = 85 mm
H = 60 mm
W = 154 g

Q 5215
F6/B4=24



LID 82 mm

Ø M = 85 mm
H = 12 mm
W = 9 g

Q 5217
A24=24



Pure Box Active Luminarc Tempered

PROFESSIONAL 2000 CYCLES / PP Lid

GLASS



50 cl Toleranced + LID

Ø M = 138,5 mm
H = 79 mm
W = 424 g

Q 3454
A6=6

NEW



21 cl*

Ø M = 83 mm
H = 80 mm
W = 238 g
H5647
F6/B4=24



LID 82 mm

Ø M = 85 mm
H = 12 mm
W = 9 g
Q 5217
A 24=24

** except 82 mm lid in PE



26 cl*

Ø M = 85 mm
H = 92 mm
W = 238 g
V4073
A24=24



85 mm-26 cl*
+ LID assembled

Ø M = 97 mm
H = 94 mm
W = 251 g
V3602
A24=24



LID 85 mm

Ø M = 97 mm
H = 13 mm
W = 13 g
V3603
A24=24



110 mm - 37 cl*

Ø M = 110 mm
H = 73 mm
W = 220 g
V3155
A24=24
V3598
IT672=672



110 mm-37 cl*
+ LID assembled

Ø M = 118 mm
H = 74 mm
W = 242 g
V3597
A24=24



LID 110 mm

Ø M = 118 mm
H = 13 mm
W = 22 g
V4602
A96=96
V4603
A24=24



140 mm - 80 cl*

Ø M = 140 mm
H = 88 mm
W = 360 g
V3158
A24=24
V3592
IT396=396



140 mm-80 cl*
+ LID assembled

Ø M = 148 mm
H = 89 mm
W = 396 g
V3594
A24=24



LID 140 mm

Ø M = 148 mm
H = 15 mm
W = 36 g
V4604
A96=96
V4623
A24=24

* = Fill to the brim capacity

NEW



170 mm - 110 cl*

Ø M = 170 mm
H = 73 mm
W = 468 g

Q6303
A12=12

Q8878
IT 264=264



170 mm - 110 cl*
+ LID assembled

Ø M = 179 mm
H = 74 mm
W = 516 g

Q8872
A12=12



LID 170 mm

Ø M = 179 mm
H = 15 mm
W = 48 g

Q8898
A12=12

Q8889
IT 96 = 96

NEW



190 mm - 135 cl*

Ø M = 188 mm
H = 71 mm
W = 530 g

Q6304
A12=12

Q8883
IT 234=234



190 mm - 135 cl*
+ LID assembled

Ø M = 195 mm
H = 72 mm
W = 586 g

Q8897
A12=12



LID 190 mm

Ø M = 195 mm
H = 15 mm
W = 56 g

Q8887
A12=12

Q8891
IT 96 = 96



LID 90 mm
 Ø M = 90 mm
 H = 9 mm
 W = 7 g
Q 9737
 A 48=48



LID 90 mm
 Ø M = 90 mm
 H = 9 mm
 W = 7 g
Q3497
 A 48=487



NONIC ▲
 23 oz. HB 66 cl
 Ø M = 90 mm
 H = 159 mm
 W = 315 g
P4016
 A48=48



ULTIMATE ▲
 20 oz. HB 57 cl
 Ø M = 90 mm
 H = 160 mm
 W = 425 g
G8563
 A24=24



SIDRA ▲
 50 cl HB
 Ø M = 89 mm
 H = 120 mm
 W = 235 g
L6500
 F6/B4=24



SHETLAND ●
 42 cl HB
 Ø M = 89 mm
 H = 146 mm
 W = 310 g
79698
 F12/B4=48



GRANITY ▲
 42 cl HB
 Ø M = 89 mm
 H = 130 mm
 W = 400 g
J2602
 F6=6



ISLANDE ●
 38 cl OF
 Ø M = 89 mm
 H = 96 mm
 W = 420 g
N6377
 F6/B4=24



NEW YORK ▲
 38 cl OF
 Ø M = 89 mm
 H = 100 mm
 W = 315 g
L7334
 F6/B4=24



ESKALE ▲
 31 cl OF
 Ø M = 91 mm
 H = 87 mm
 W = 248 g
L3750
 FA6/B4=24



SHETLAND ●
 25 cl OF
 Ø M = 90 mm
 H = 88 mm
 W = 250 g
79747
 F12/B4=48

Article reference without lid





LID 82 mm
 Ø M = 85 mm
 H = 12 mm
 W = 9 g
Q5217
 A 24=24



STACK'UP ▲
 40 cl HB
 Ø M = 83 mm
 H = 144 mm
 W = 350 g
H5642
 F6/B4=24



NEW YORK ▲
 25 cl OF
 Ø M = 81 mm
 H = 84 mm
 W = 220 g
L7339
 F6/B4=24



ONCTUOSE ▲
 23 cl OF
 Ø M = 82 mm
 H = 59 mm
 W = 145 g
J4764
 F6=6



BE BOP ▲
 21 cl OF
 Ø M = 82 mm
 H = 59 mm
 W = 125 g
N4788
 F6/B4=24



STACK'UP ▲
 21 cl OF
 Ø M = 83 mm
 H = 80 mm
 W = 238 g
H5647
 F6/B4=24

Article reference without lid



LID 96 mm
 Ø M = 96 mm
 H = 9 mm
 W = 8 g
Q9738
 A 24=24



BRITANNIA ●
 20 oz. 57 cl
 Ø M = 135 mm
 Ø W/O handle = 95,5 mm
 H = 125 mm
 W = 520 g
O0989
 A24=24



ESKALE ▲
 42 cl OF
 Ø M = 97 mm
 H = 96 mm
 W = 315 g
L3749
 FA6/B4=24



ARCADIE ▲
 35 cl OF
 Ø M = 96 mm
 H = 98 mm
 P = 280 g
Q2750
 F6/B4=24

Article reference without lid





LID 230
 Ø M = 235 mm
 H = 13 mm
 W = 64 g
Q9863
 A24=24



EMPILABLE
 230 mm 2,9 L
 Ø M = 230 mm
 H = 106 mm
 W = 880 g
V4034
 A6=6

230 mm 2,9 L + LID
 Ø M = 235 mm
 H = 108 mm
 W = 944 g
H1154 ○
 A6=6



COSMOS
 230 mm 2,6 L
 Ø M = 230 mm
 H = 110 mm
 W = 755 g
E8859
 R6/B1=6



LID 200 mm
 Ø M = 205 mm
 H = 11 mm
 W = 47 g
Q6214
 A 24=24




EMPILABLE
 200 mm 1,8 L
 Ø M = 200 mm
 H = 92 mm
 W = 640 g
V4042
 R6/B1=6

200 mm 1,8 L + LID
 Ø M = 205 mm
 H = 91 mm
 W = 695 g
H1152 ○
 A8=8




COSMOS
 200 mm 1,7 L
 Ø M = 200 mm
 H = 95 mm
 W = 510 g
30362
 R6/B2=12







LID 170 mm
 Ø M = 176 mm
 H = 12 mm
 W = 30 g
Q6213
 A 24=24




EMPILABLE
 170 mm 1,1 L
 Ø M = 170 mm
 H = 79 mm
 W = 440 g
10027
 R6/B4=24




COSMOS
 170 mm 1 L
 Ø M = 170 mm
 H = 80 mm
 W = 325 g
H5360
 R6/B4=24




SO URBAN
 170 mm - 110 cl*
 Ø M = 170 mm
 H = 73 mm
 W = 468 g
Q6303
 A12=12




LID 140 mm
 Ø M = 145 mm
 H = 11 mm
 W = 20 g
Q9862
 A 24=24




EMPILABLE
 140 mm 62,5 cl
 Ø M = 140 mm
 H = 62 mm
 W = 270 g
10003
 R6/B6=36



SO URBAN
 140 mm - 80 cl*
 Ø M = 140 mm
 H = 88 mm
 W = 360 g
V3158
 A24=24



LID 120 mm
 Ø M = 126 mm
 H = 11 mm
 W = 14 g
Q6211
 A 24=24



EMPILABLE
 120 mm 38,5 cl
 Ø M = 120 mm
 H = 54 mm
 W = 230 g
10000
 R6/B6=36

120 mm 38,5 cl + LID
 Ø M = 126 mm
 H = 56 mm
 W = 244 g
H1149 ○
 A12=12

* = Fill to the brim capacity











Black oak

* 13/0 - AISI 420

C&S **STAINLESS STEEL**

HIGH QUALITY 18/10 - AISI 304



	Thickness 5,8 mm (Dinner fork)	L	Ref	Pack
	A. Steak knife (solid handle)*	240 mm	T9226	C12/B3
	B. Dinner knife (solid handle)*	230 mm	T9204	C12/B3
	C. Dinner fork	209 mm	T9201	C12/B3
	D. Dinner spoon	209 mm	T9202	C12/B3
	E. Dessert knife (solid handle)*	215 mm	T9208	C12/B3
	F. Dessert fork	183 mm	T9205	C12/B3
	G. Dessert spoon	182 mm	T9206	C12/B3
	H. Soup spoon	180 mm	T9209	C12/B3
	I. Tea spoon	140 mm	T9210	C12/B3
	J. Demi tasse spoon	113 mm	T9211	C12/B3

Ezzo

* 13/0 - AISI 420

C&S **STAINLESS STEEL**

HIGH QUALITY 18/10 - AISI 304



	Thickness 5 mm (Dinner fork)	L	Ref	Pack
	A. Dinner knife (hollow handle)*	250 mm	T5203	C12/B3
	B. Dinner knife (solid handle)*	250 mm	T5204	C12/B3
	C. Dinner fork	210 mm	T5201	C12/B3
	D. Dinner spoon	210 mm	T5202	C12/B3
	E. Dessert knife (solid handle)*	220 mm	T5208	C12/B3
	F. Dessert fork	185 mm	T5205	C12/B3
	G. Dessert spoon	185 mm	T5206	C12/B3
	H. Soup spoon	180 mm	T5209	C12/B3
	I. Tea spoon	140 mm	T5210	C12/B3
	J. Demi tasse spoon	115 mm	T5211	C12/B3
	K. Fish knife	206 mm	T5213	C12/B3
	L. Fish fork	185 mm	T5212	C12/B3
	M. Lunch knife (solid handle)*	175 mm	T5215	C12/B3
	N. Lunch fork	153 mm	T5214	C12/B3
	O. Butter spreader	170 mm	T5227	C12/B3



	Thickness 4 mm (Dinner fork)	L	Ref	Pack
	A. Dinner knife (hollow handle)*	242 mm	T 4703	C12/B3
	B. Dinner knife (solid handle)*	242 mm	T 4704	C12/B3
	C. Dinner fork	210 mm	T 4701	C12/B3
	D. Dinner spoon	210 mm	T 4702	C12/B3
	E. Dessert knife (solid handle)*	213 mm	T 4708	C12/B3
	F. Dessert fork	185 mm	T 4705	C12/B3
	G. Dessert spoon	185 mm	T 4706	C12/B3
	H. Soup spoon	176 mm	T 4709	C12/B3
	I. Tea spoon	140 mm	T 4710	C12/B3
	J. Demi tasse spoon	115 mm	T 4711	C12/B3
	K. Fish knife	203 mm	T 4713	C12/B3
	L. Fish fork	185 mm	T 4712	C12/B3
	M. Lunch knife (solid handle)*	177 mm	T 4715	C12/B3







	L	Ref	Pack
	D. Lunch fork	153 mm	T 4714 C12/B3
	E. Butter spreader	165 mm	T 4727 C12/B3
	F. Steak knife (solid handle)*	242 mm	T 0426 C12/B3
	G. Serving fork	260 mm	T 0416 C12/B3
	H. Iced tea spoon	183 mm	T 0418 C12/B3
	I. Serving spoon	260 mm	T 0417 C12/B3
	J. Escargot fork	153 mm	T 0419 C12/B3
	K. Cake fork	153 mm	T 0420 C12/B3
	L. Oyster fork	145 mm	T 0421 C12/B3
	M. Sauce spoon	185 mm	T 0422 C12/B3
	N. Cake server	258 mm	T 4723 C12/B3
	O. Sauce ladle	178 mm	T 0424 C1/B6
	P. Soup ladle	278 mm	T 0425 C1/B6

	Thickness 2,8 mm (Dinner fork)	L	Ref	Pack
	A. Dinner knife (solid handle)*	235 mm	T 3104	C12/B4
	B. Dinner fork	205 mm	T 3101	C12/B4
	C. Dinner spoon	205 mm	T 3102	C12/B4
	D. Dessert knife (solid handle)*	207 mm	T 3108	C12/B4
	E. Dessert fork	181 mm	T 3105	C12/B4
	F. Dessert spoon	181 mm	T 3106	C12/B4
	G. Soup spoon	176 mm	T 3109	C12/B4
	H. Tea spoon	137 mm	T 3110	C12/B4
	I. Demi tasse spoon	113 mm	T 3111	C12/B4
	J. Fish knife	202 mm	T 3113	C12/B4
	K. Fish fork	181 mm	T 3112	C12/B4
	L. Lunch knife (solid handle)*	189 mm	T 3115	C12/B4
		L	Ref	Pack
	M. Lunch fork	150 mm	T 3114	C12/B4
	N. Steak knife (solid handle)*	240 mm	T 3126	C12/B4
	O. Cake fork	150 mm	T 3120	C12/B2
	P. Escargot fork	150 mm	T 3119	C12/B2
	Q. Oyster fork	143 mm	T 3121	C12/B2
	R. Iced tea spoon	180 mm	T 3118	C12/B2
	S. Serving fork	260 mm	T 3116	C12/B2
	T. Serving spoon	260 mm	T 3117	C12/B2
	U. Sauce spoon	181 mm	T 3122	C12/B4
	V. Cake server	255 mm	T 3123	C12/B2
	W. Sauce ladle	177 mm	T 3124	C1/B6
	X. Soup ladle	278 mm	T 3125	C1/B6





		L	Ref	Pack
	A. Demi tasse spoon	115 mm	T 7511	C12/B4
	B. Tea spoon	135 mm	T 7510	C12/B4
	C. Grand tea spoon	155 mm	T 7528	C12/B4
	D. Coffee Latte/Iced tea spoon	200 mm	T 7518	C12/B4



2023

Collections

DRINKWARE
Collections

DINNERWARE
FLATWARE
TO GO
Collections

ARCOROC



arcoroc.com - chefsommelier.com

